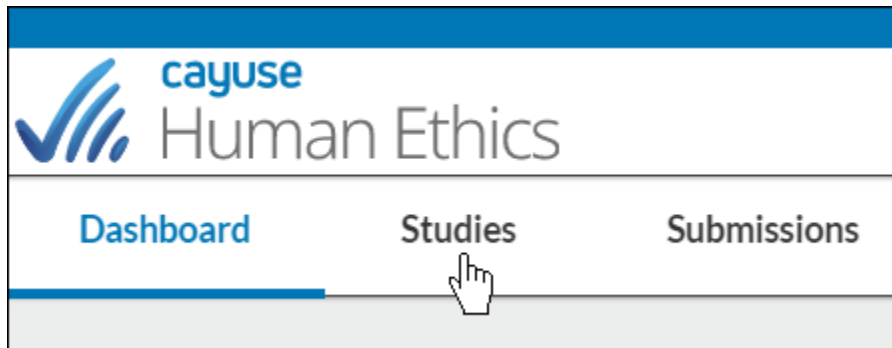



Creating a Study

As a Researcher, you can create a new study from your Dashboard or the Studies page within Human Ethics



A **Study** is a container for all of your submissions, actions, and changes on a particular research activity. You must create a study before creating your initial submission.

1. Click  in the upper right-hand corner of your Dashboard or the Studies page.
2. Enter the title of your study. The title can be up to 600 characters long.

A screenshot of a text input field for creating a study. The field contains the text 'The Effects of Blue Light on Sleep' followed by a cursor. To the right of the input field are two buttons: a blue button with a white checkmark and a grey button with a white 'x'.

3. Click  to save your study.

After creating your study, you will be taken to the Study Details page. Here, you will see where important study information will populate once you begin your submission.

[Studies](#) / Study Details

+ New Submission

Study Details

Submissions

Unsubmitted

IRB-FY2019-18

The Effects of Blue Light on Sleep

PDF

Delete

Approval Date:

Expiration Date:

Organization:

Active Submissions:

N/A

N/A

N/A

N/A

Sponsors:

Closed Date:

Current Policy

N/A

N/A

Pre-2018 Rule

Key Contacts

Attachments

Team Member	Role	Number	Email
No Key Study Contacts.			

The person who creates the study is added as the primary contact by default. You can change this when editing the submission.

You can rename your study up until the completion of a withdrawal or admin closure submission. From the Study Details screen, hover over the study title and click within the field to edit:

Creating a Study

Unsubmitted

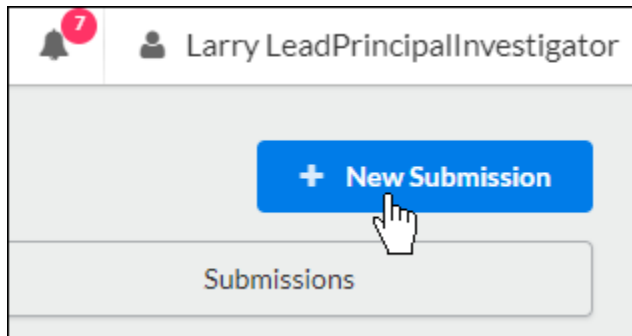
IRB-FY2019-18

The Effects of Blue Light on Sleeping

✓

✕

Once you create your study, you can [begin your initial submission](#). Click on New Submission in the upper right-hand corner to start completing your forms.



Creating a Study

As a Researcher, you can create a new study from your Dashboard or the Studies page within Human Ethics.

A *Study* is a container for all of your submissions, actions, and changes on a particular research activity. You must create a study before creating your initial submission.

1. Click the “+ New Study” in the upper right-hand corner of your Dashboard or the Studies page.
2. Enter the title of your study. The title can be up to 600 characters long.
3. Click the check mark button to save your study.

After creating your study, you will be taken to the Study Details page. Here, you will see where important study information will populate once you begin your submission.

The person who creates the study is added as the primary contact by default. You can change this when editing the submission.

You can rename your study up until the completion of a withdrawal or admin closure submission. From the Study Details screen, hover over the study title and click within the field to edit.

Once you create your study, you can begin your [initial submission](#). Click on New Submission in the upper right-hand corner to start completing your forms.