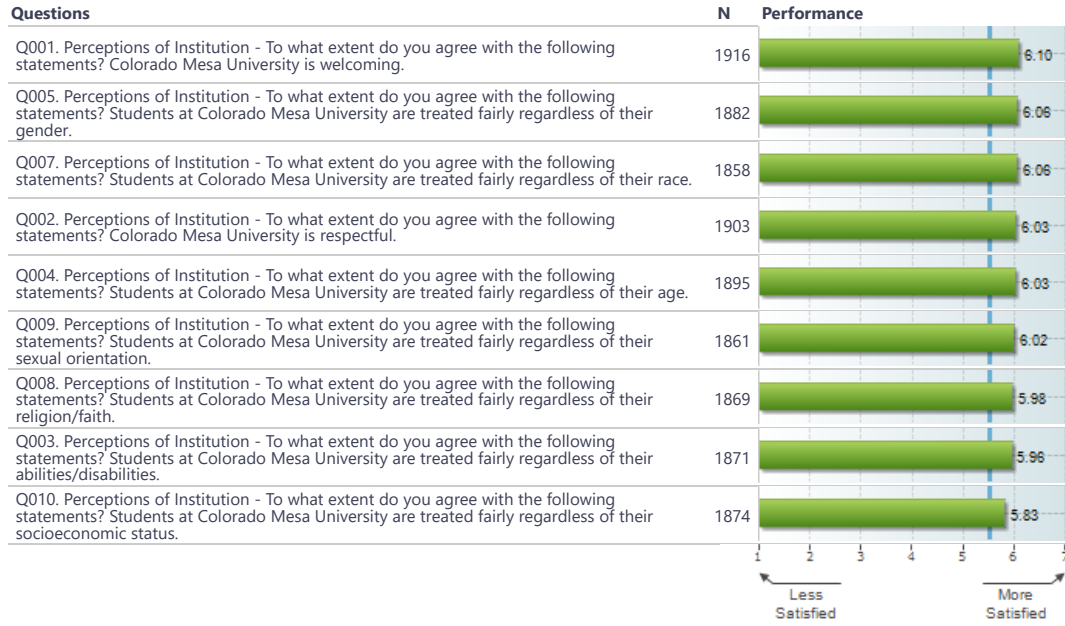


Perceptions of the Institution

Population: Colorado Mesa University (Number Responding = 1926)

SELECT < Perceptions of the Institution >

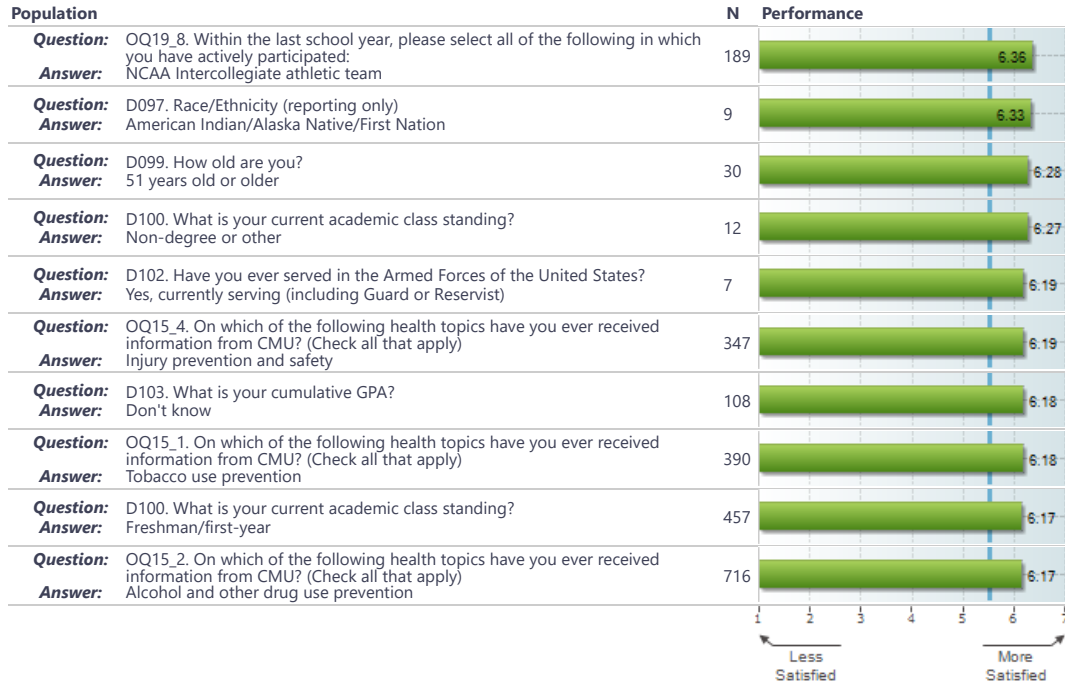


- = Your institution has a higher mean than the goal (5.5).
- = Your institution is within .25 of the goal (5.5).
- = Your institution has a lower mean than the goal (5.5) by more than .25.

Perceptions of the Institution Which populations are least/most satisfied?

Population: Colorado Mesa University (Number Responding = 1926)

SELECT < Perceptions of the Institution > < Most Satisfied Categories >

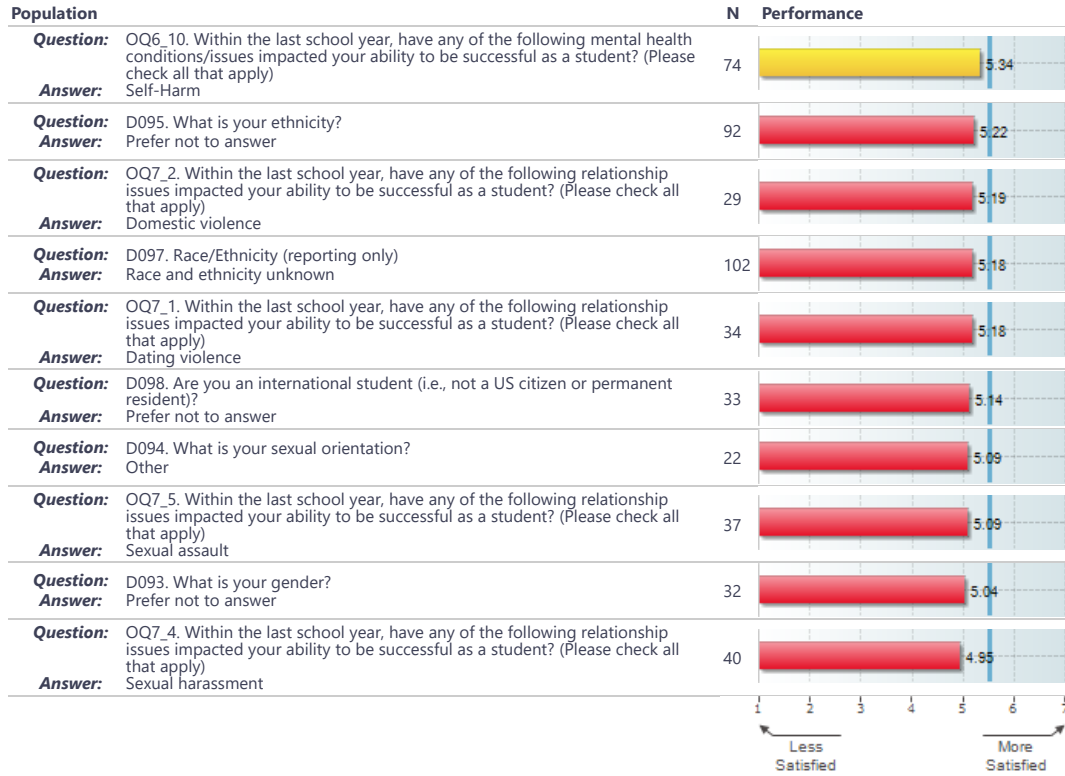


- = Your institution has a higher mean than the goal (5.5).
- = Your institution is within .25 of the goal (5.5).
- = Your institution has a lower mean than the goal (5.5) by more than .25.

Perceptions of the Institution Which populations are least/most satisfied?

Population: Colorado Mesa University (Number Responding = 1926)

SELECT < Perceptions of the Institution > < Least Satisfied Categories >



- = Your institution has a higher mean than the goal (5.5).
- = Your institution is within .25 of the goal (5.5).
- = Your institution has a lower mean than the goal (5.5) by more than .25.