

Thought Question

We see a bright supernova explode in the Andromeda galaxy (the other big galaxy in the local group). The remnants from such explosions disperse in about 10,000 years.

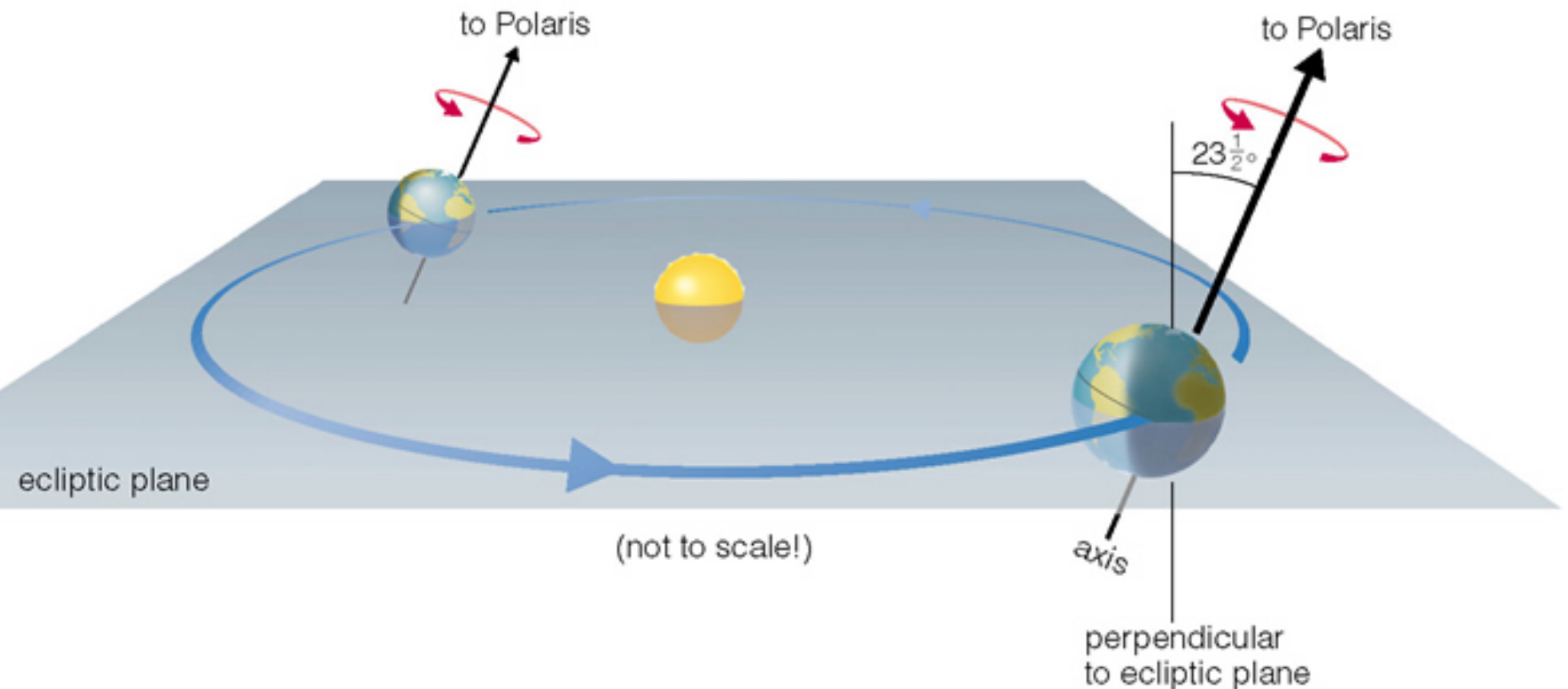
- A. The supernova remnant still exists now, and we will watch it disperse over the next 10,000 Earth years.
- B. In reality, the supernova remnant has already dispersed, but we will watch it disperse over the next 10,000 Earth years.
- C. The image of the supernova dispersing will not reach us for another 2 million years.
- D. We will never see the supernova remnant because it has already dispersed.

Chapters 2 and S1

Our goals for learning:

- How does the Earth move around the sun?
- What does the universe look like from Earth?
- Why do stars rise and set?
- How does the sky change with latitude and over the year?
- What are the reasons for the seasons, what are the seasons?
- Why does the moon change phases?
- Why do we get eclipses and what are they?
- What exactly is the zodiac?

Earth's Annual and Daily Motion



Summer Solstice

Sunlight falls more directly on the Northern Hemisphere, making solar energy more concentrated and making the Sun's path longer and higher through the sky; notice the smaller shadows.

Winter Solstice

The situation is reversed from the summer solstice, with sunlight falling more directly on the Southern Hemisphere than the Northern Hemisphere; notice the longer shadows.



Spring Equinox

The Sun shines equally on both hemispheres.

Northern Hemisphere receives its most direct sunlight of the year.

Summer Solstice

Southern Hemisphere receives its least direct sunlight of the year.

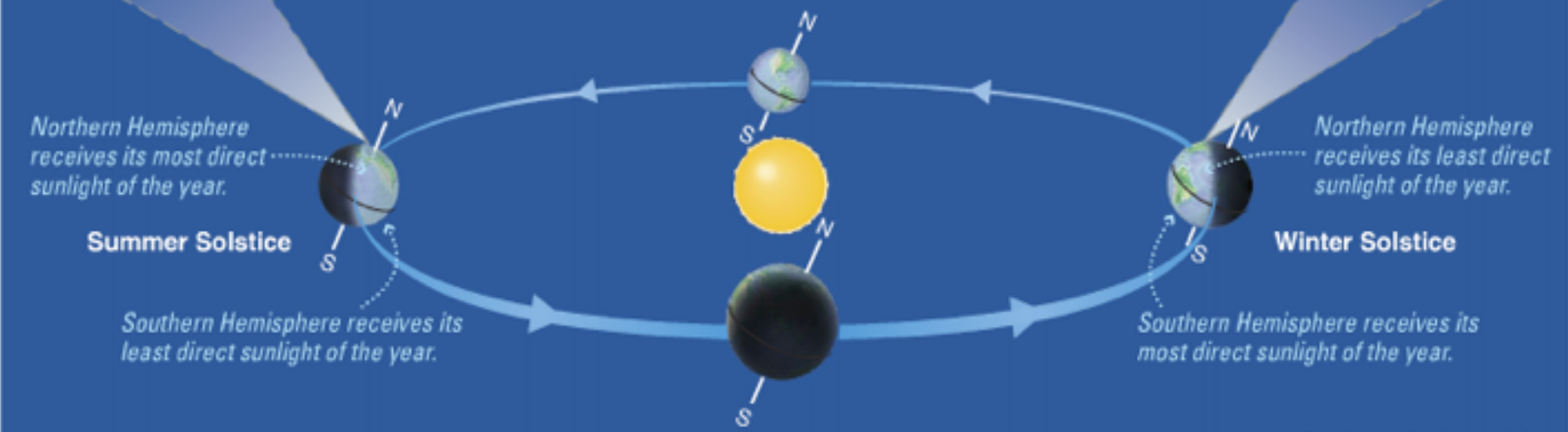
Northern Hemisphere receives its least direct sunlight of the year.

Winter Solstice

Southern Hemisphere receives its most direct sunlight of the year.

Fall Equinox

The Sun shines equally on both hemispheres.



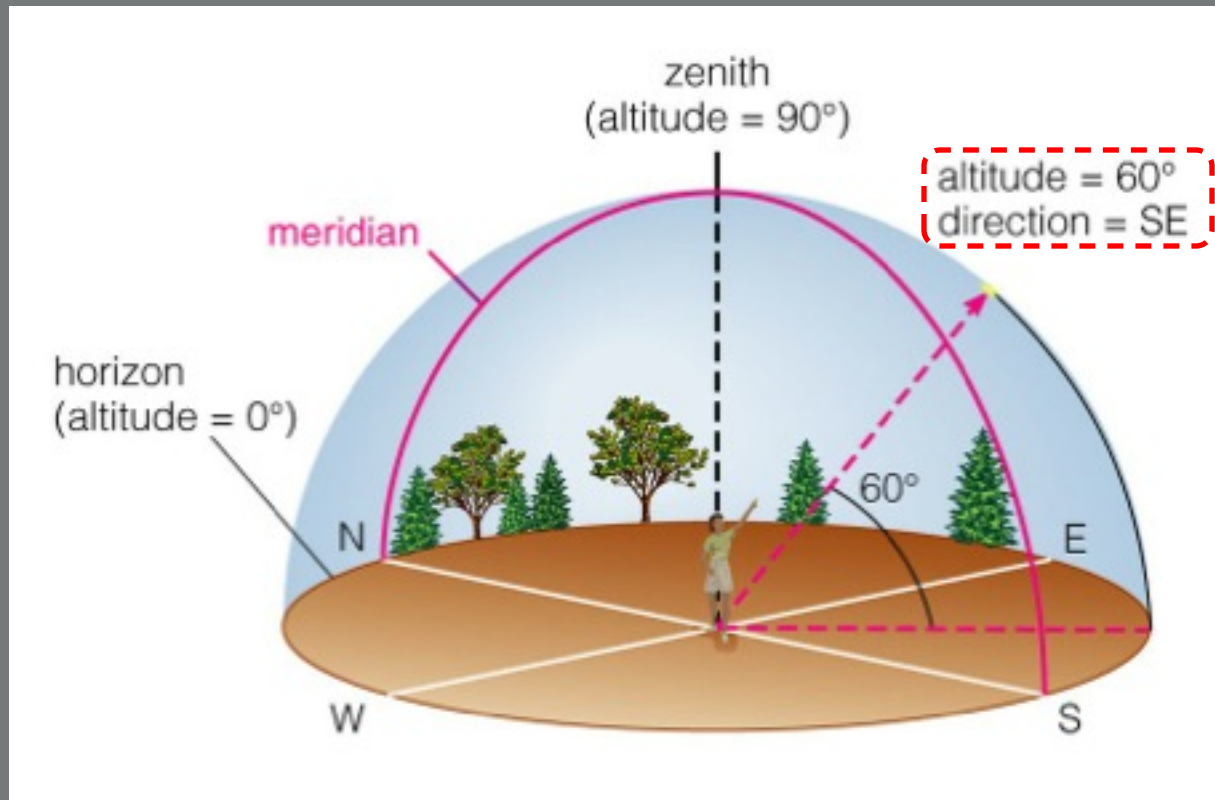
Not to scale! On the scale the orbit is drawn, Earth would be too small to see (and the Sun would be a tiny dot).

BUT FROM OUR PERSPECTIVE THE SUN MOVES

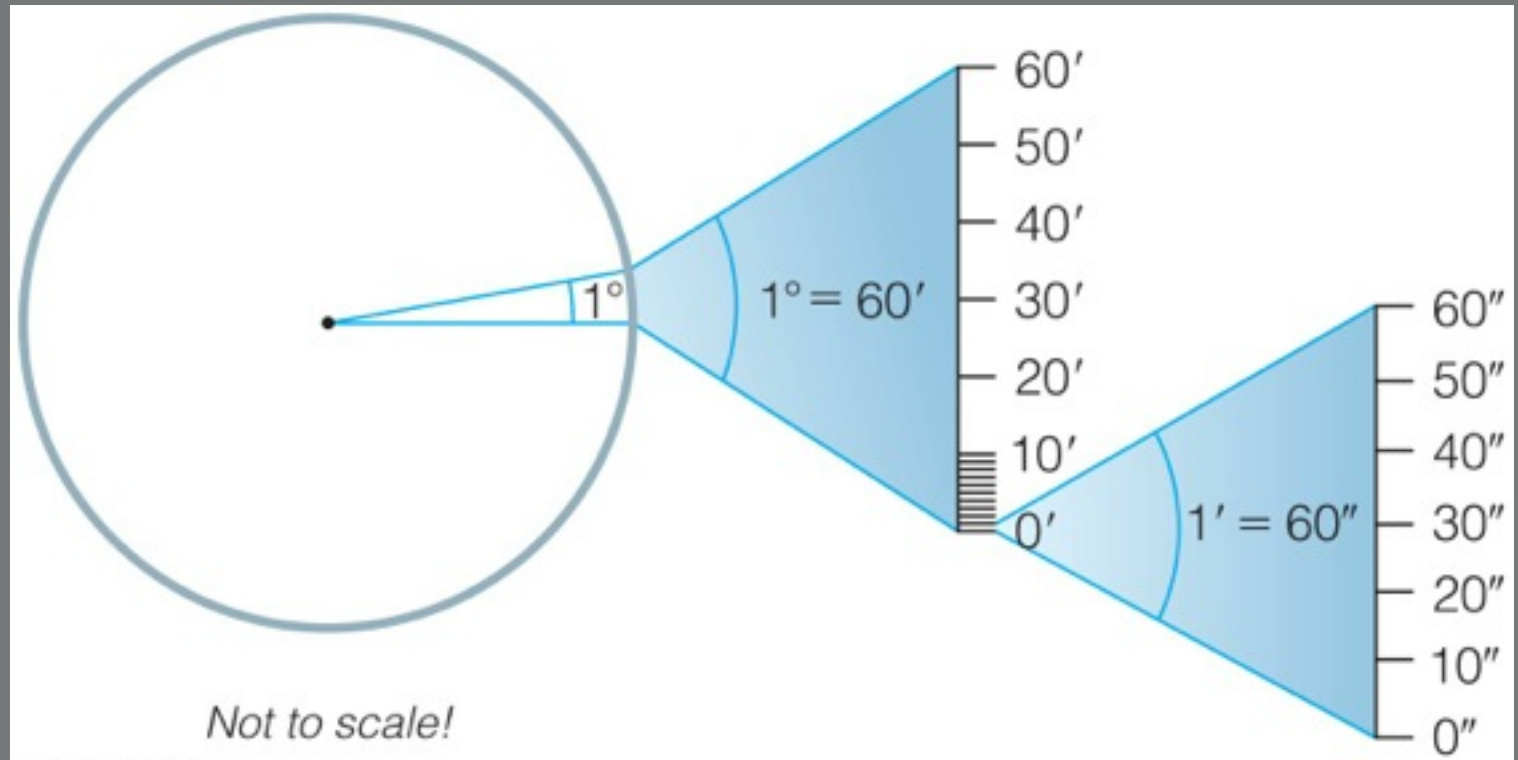
- Celestial Equator - Projection of the equator on the sky
- Ecliptic - Apparent path of sun in sky
- But we are tilted 23.5 degrees with respect to our orbital plane so these two don't line up
- The sun looks like it is getting higher and lower in the daily sky

The Local Sky

An object's **altitude** (above horizon) and **direction** (along horizon) specifies its location in your local sky



Angles



- There are 360° (degrees) in a circle or 2π radians in a circle.
- There are 60' in a degree, ' means arcminute.
- There are 60'' in an arcminute, '' means arcsecond.
- There are 24 hours in a day, the earth rotates a full 360 degrees in a day.

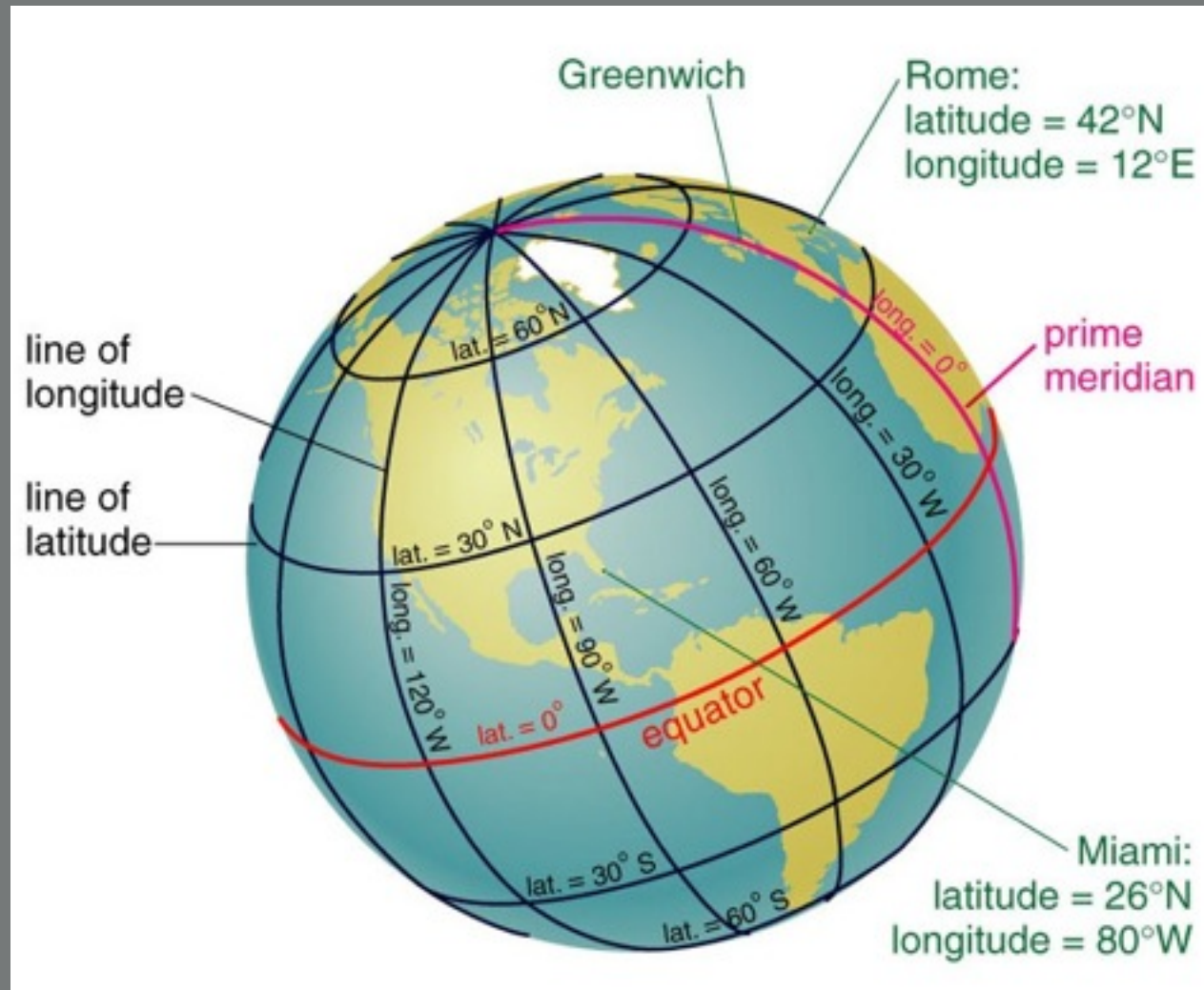
Latitude & Longitude

Latitude:

position north or south of equator

Longitude:

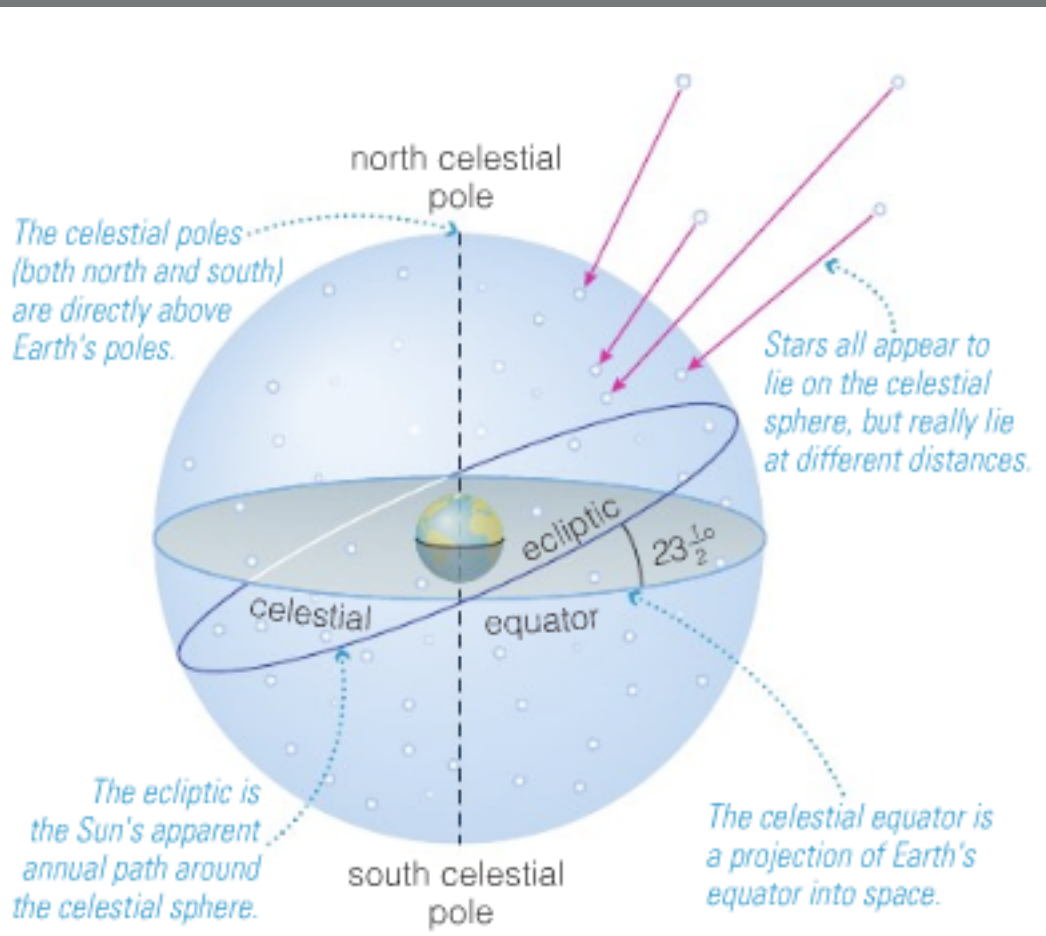
position east or west of prime meridian (runs through Greenwich, England)



Question

- How many degrees in longitude does the earth rotate through in one hour?
- Talk to a friend for a minute or two and write your answer down on a piece of paper

The Celestial Sphere



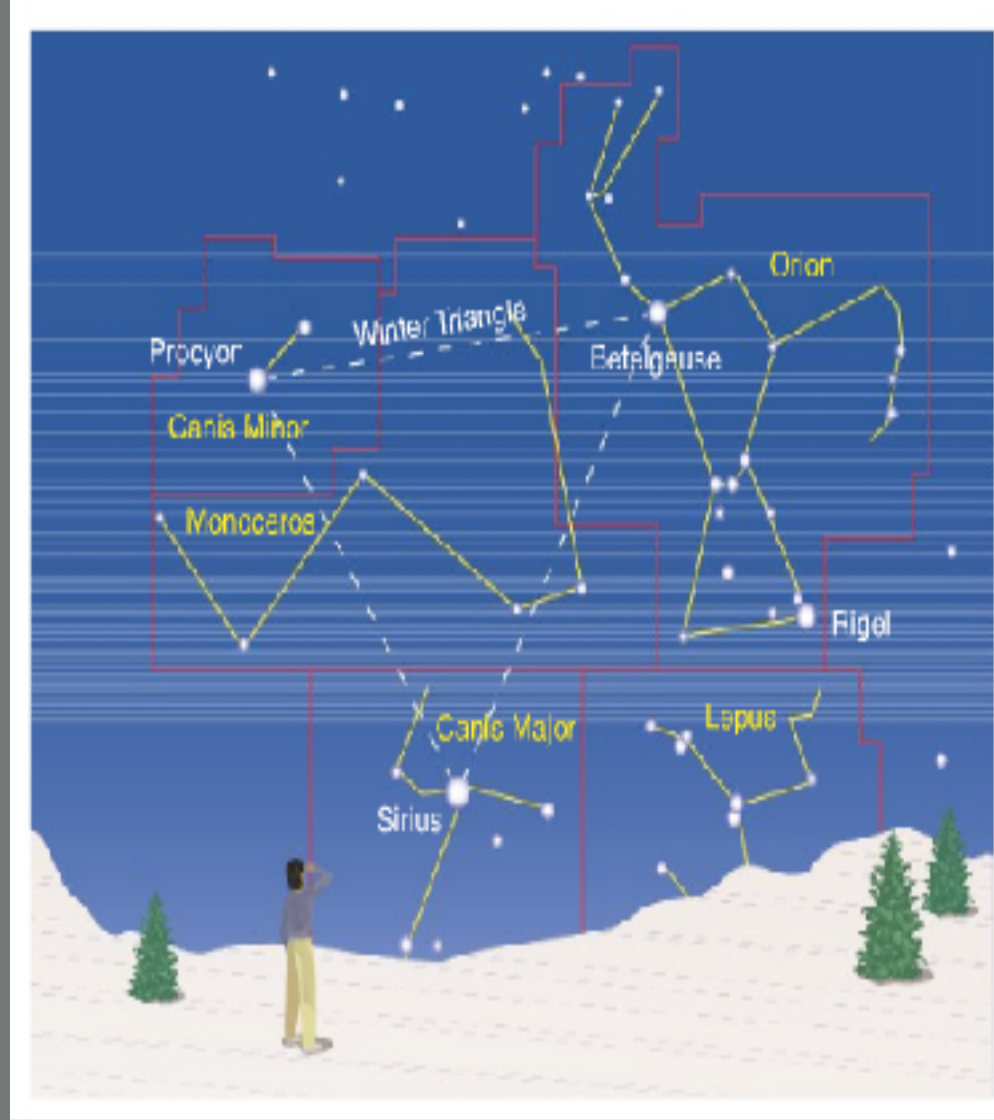
- Project the coordinates on the earth onto the sky
- The Earth is tilted towards the North Star, Polaris, at 23.5 degrees from the plane of our orbit
- The North Celestial Pole Points towards Polaris
- The ecliptic, the apparent motion of the sun in the sky, is tilted 23.5 degrees from the celestial equator

Notice how everything looks like it is equally far away

*Describing our way around the
celestial sphere*

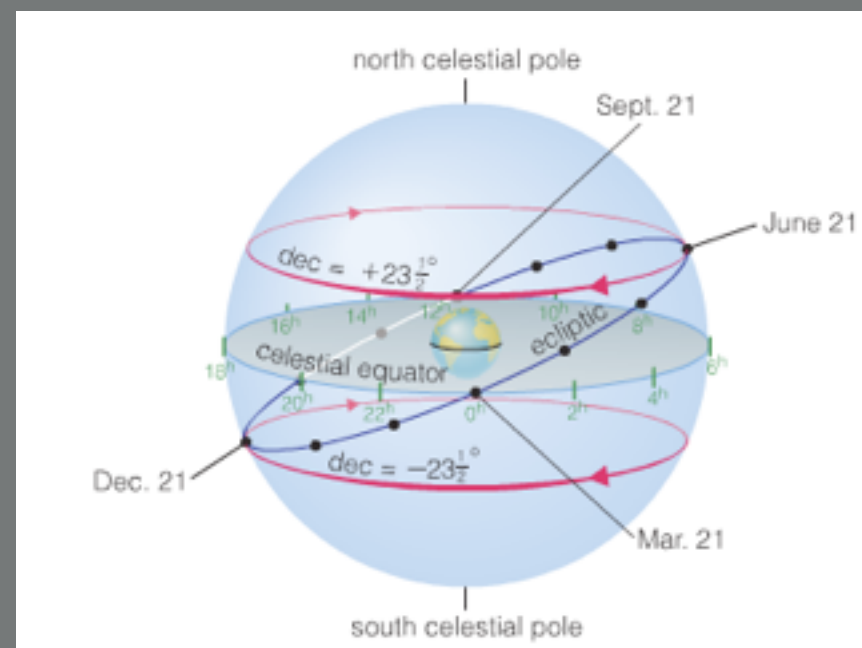
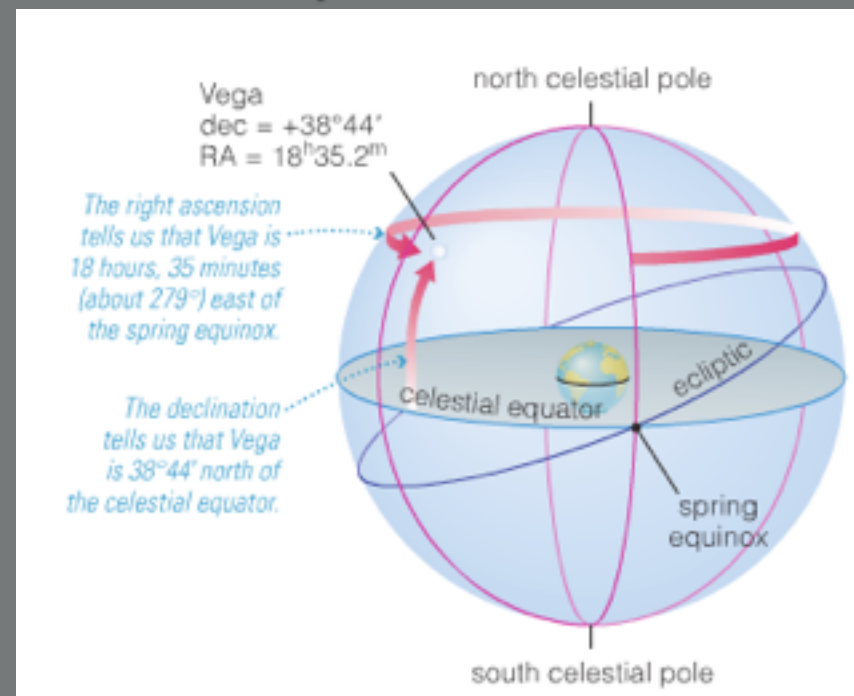
Constellations

- 88 of them defined by the IAU
- 13 in the Zodiac (Ever heard of Ophiuchus, a guy holding a snake)
- Interestingly it has Barnard's star ~6 light years away, only Alpha and Proxima Centauri, a binary pair ~ 4.3 lys away is closer

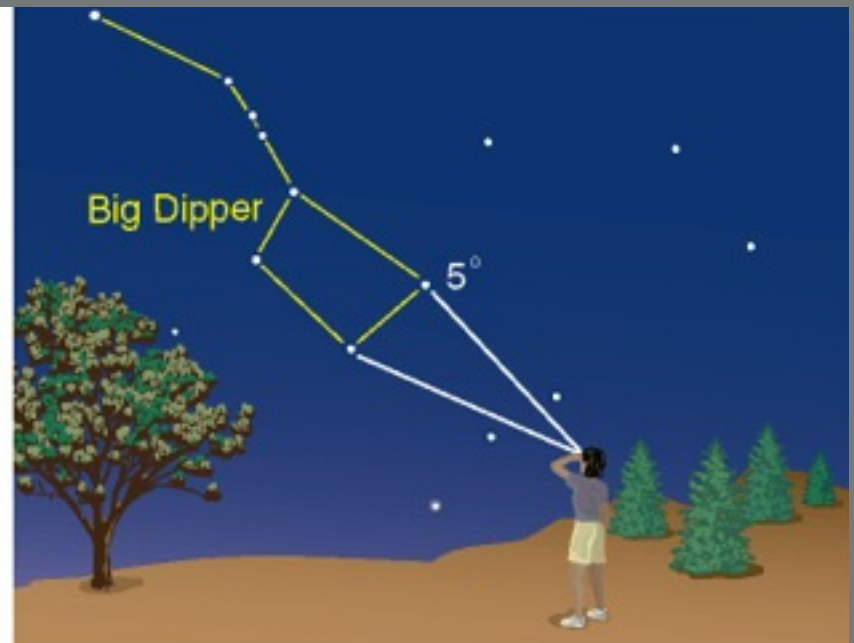
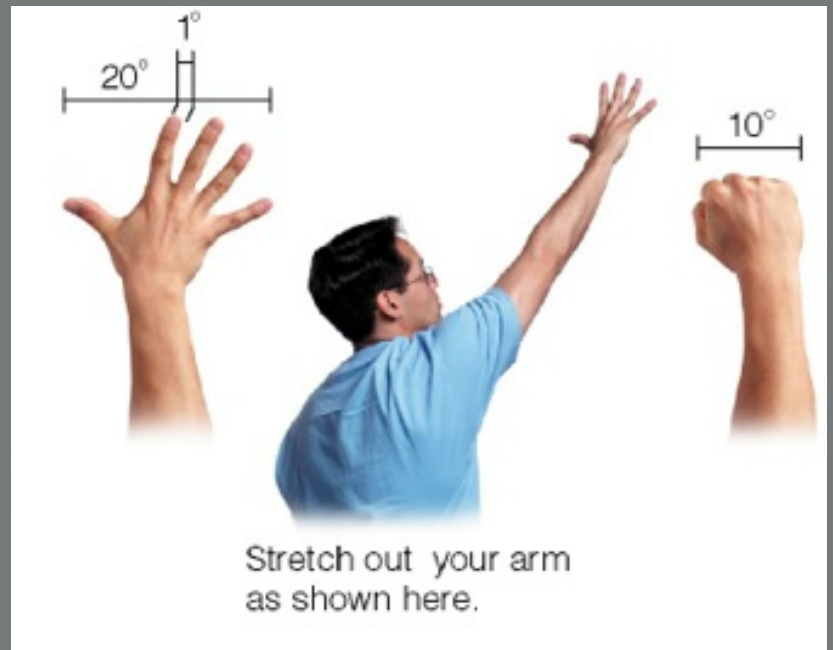


Coordinates on The celestial sphere

- Right Ascension (RA) describes east to west and runs from 0,1,2,...24=0 hours
- Declination is just the projection of latitude on the night sky
- The zero hour for RA is where the Ecliptic intersects the celestial sphere on the Spring Equinox



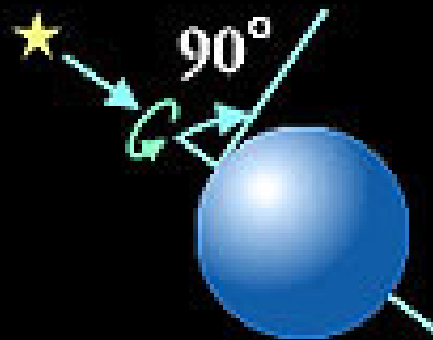
We measure
the sky using
angles
(make sure to
stretch your
arm)



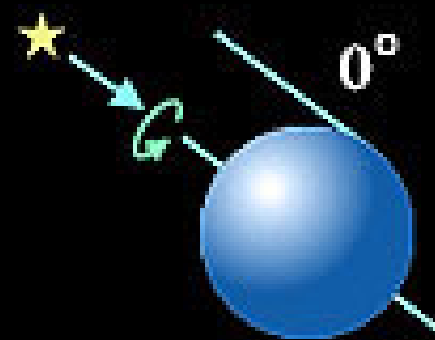
North Celestial Pole - Polaris

- Everything appears to circle this point in the night sky because out north pole, which is in the direction of our rotation axis, points to it.
- If Polaris is at the zenith at the North Pole where is it in Boulder?
- How about at the equator?
- How about in Southern Latitudes?

Latitude



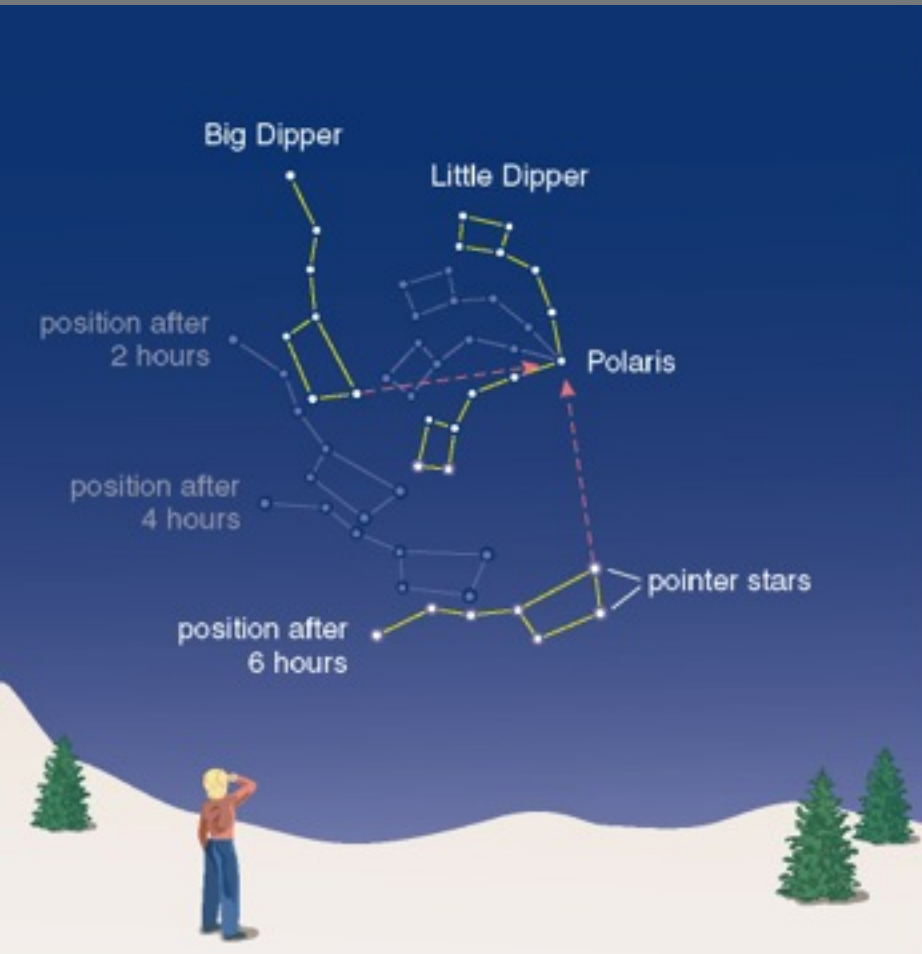
At North Pole
Latitude = 90°



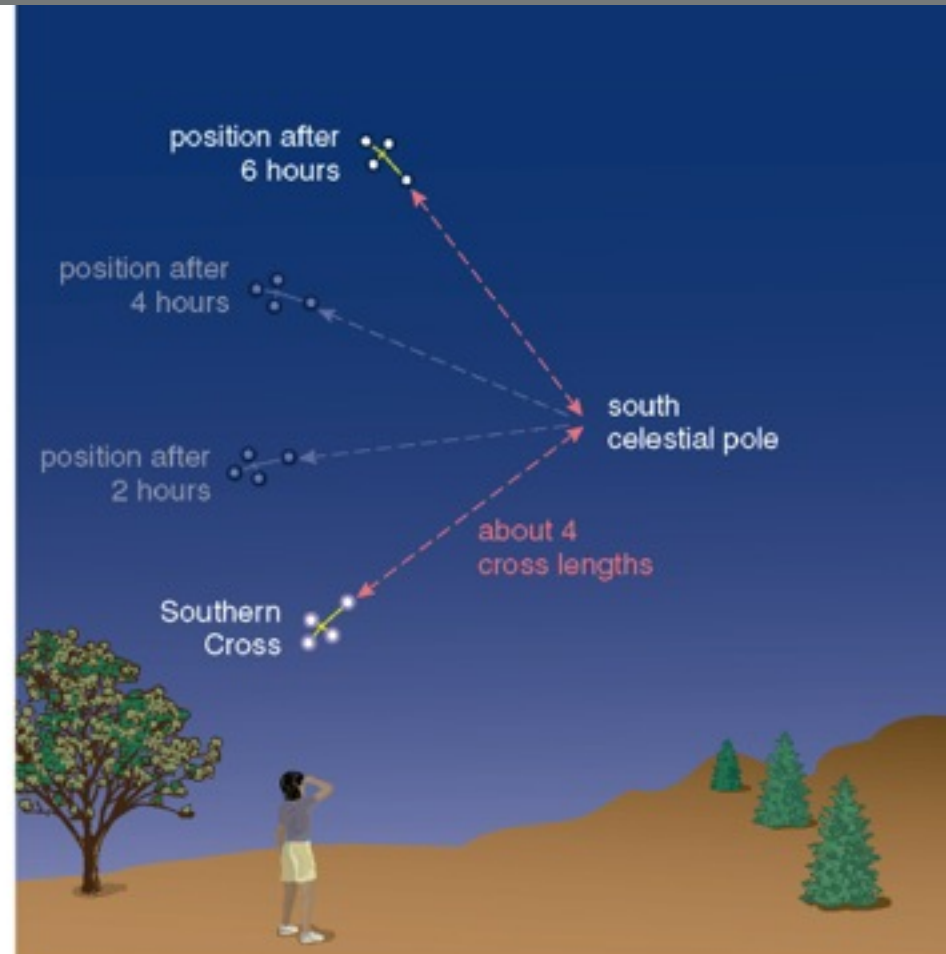
At Equator
Latitude = 0°

To measure latitude:
Measure angle between Polaris
and the horizon

Finding The Celestial Pole



Northern Hemisphere

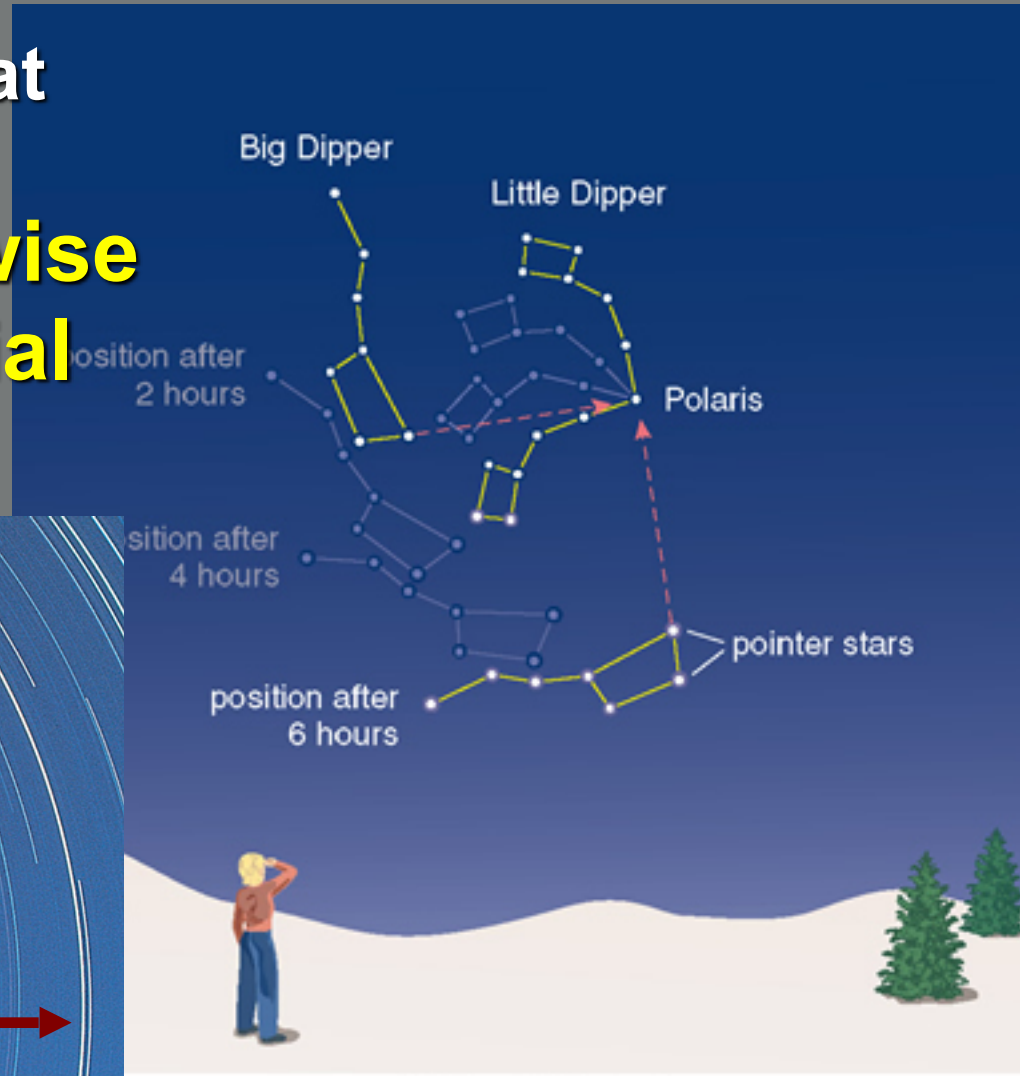



Southern Hemisphere

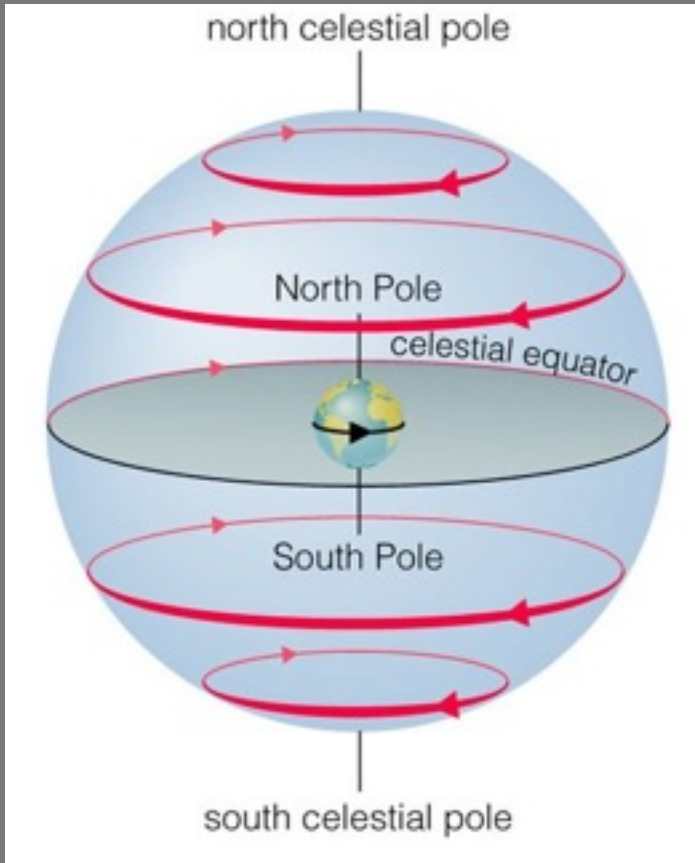
Circumpolar Motions

Circumpolar stars

- Stars that never set at your location
- Move counterclockwise around north celestial pole



Daily Motions - Apparent

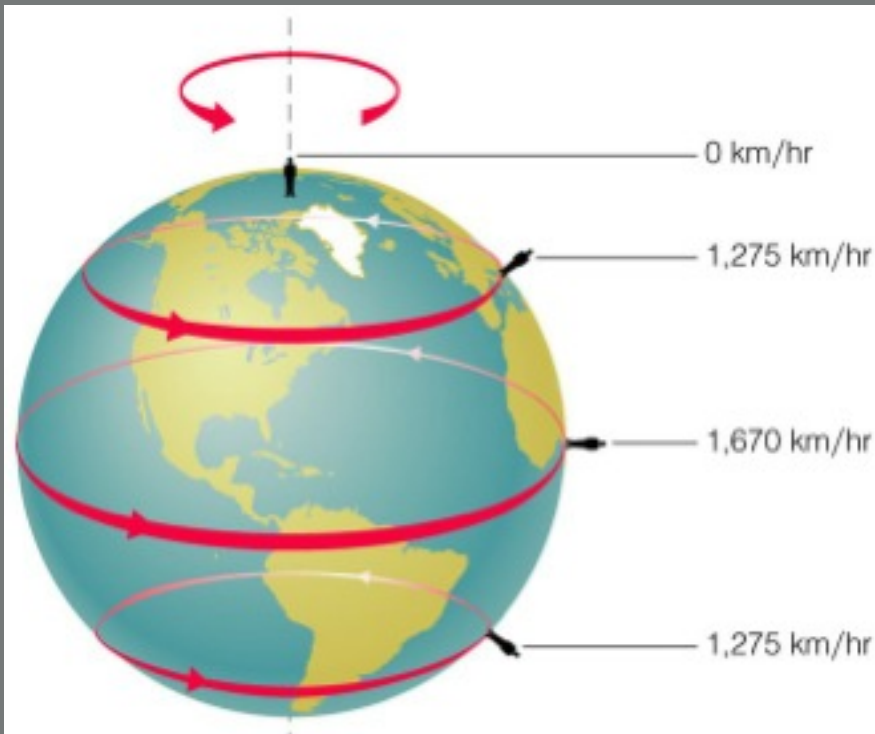


Apparent motion = Stars appear to move counter-clockwise (when looking **north**)

Rise in the east -
Set in the west

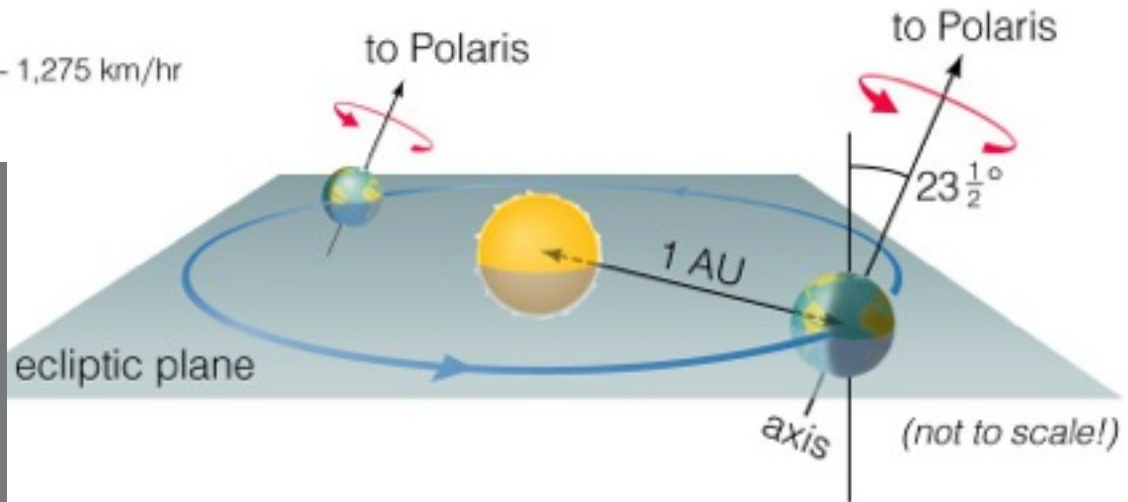


Daily Motions - Actual



Actual motion =
Earth spins with axis
pointed in fixed
direction - towards
Polaris

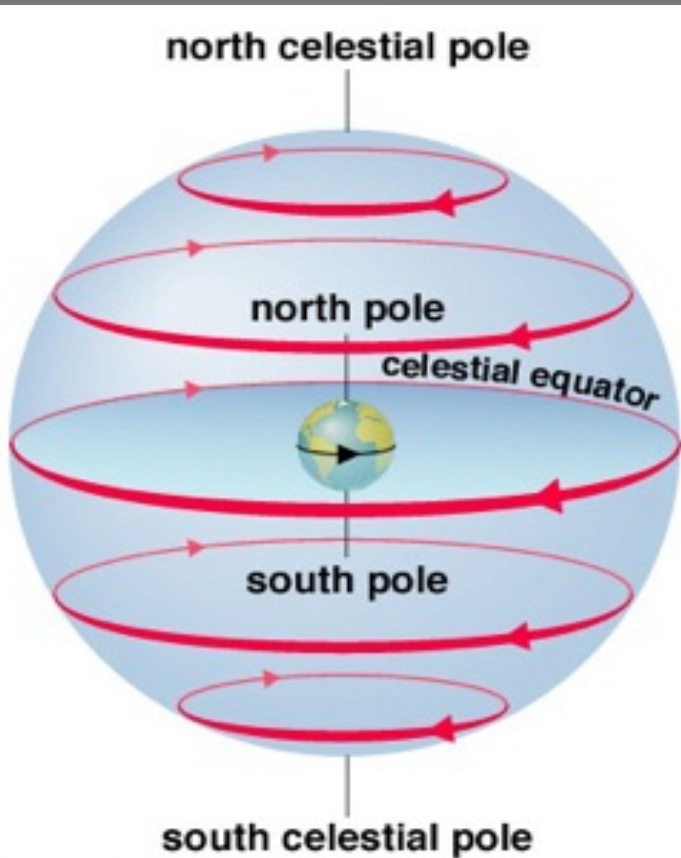
**West to East:
NY leads LA**



Remember The Right Hand Rule

- Put your right hand out.
- Make a thumbs up.
- Now you know the direction of the earth's rotation, the planets orbit around the sun, the moon's orbit around the Earth.
- Everything goes from West to East so everything appears to rise in the east and set in the west, think of the merry-go-round

Why do stars rise and set?



Copyright © Addison Wesley

Earth rotates west to east, so stars appear to circle from east to west.

*Which way do stars appear to
move in the northern hemisphere?
How about the Southern?*

Hint, Rise in the East, Set in the West,
always.

Stand up

- The sun and stars appear to go counter clockwise or counterclockwise in the hemispheres?
- Rise in the east set in the west
- Visualize a clock
- Try it

Thought Question

What about the Sun? What causes the Sun to rise and set?

- A. The Earth's orbit around the Sun
- B. Earth spinning on its axis
- C. Our solar system moving in the Milky Way Galaxy
- D. The Sun's movement around the Earth
- E. The Earth changing its axial tilt

Proof of Earth Spinning

Foucault's Pendulum

Paris, 1851



- Newton's 1st Law:
Objects in motion tend to stay in motion
 - More on this later.
- Pendulum swinging wants to stay swinging in the same direction
 - Even if the Earth moves underneath it!

More Proof of Spinning Earth

MESSENGER
spacecraft
looks back at
Earth on its
way to Mercury

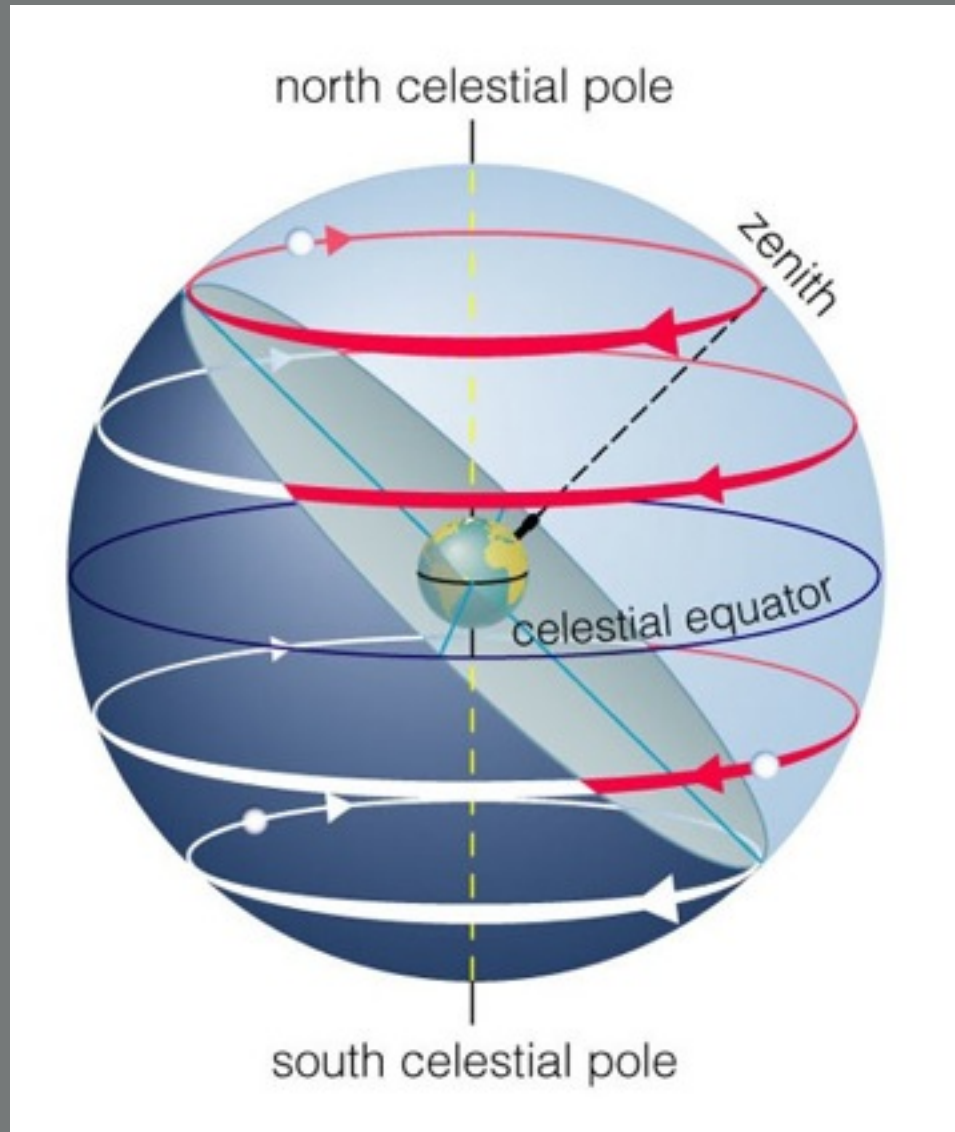


Can we see all the stars each night?

No

- Only stars always above our Horizon, remember what the Horizon is?

Visibility of Stars



Thought Question

Which direction was the photographer facing?


A. North

B. East

C. South

D. West


E. Not enough information to tell



Thought Question

How long was this photograph?

- A. About 10 minutes
- B. About 1 hour
- C. About 8 hours
- D. About 24 hours
- E. Not enough information to tell

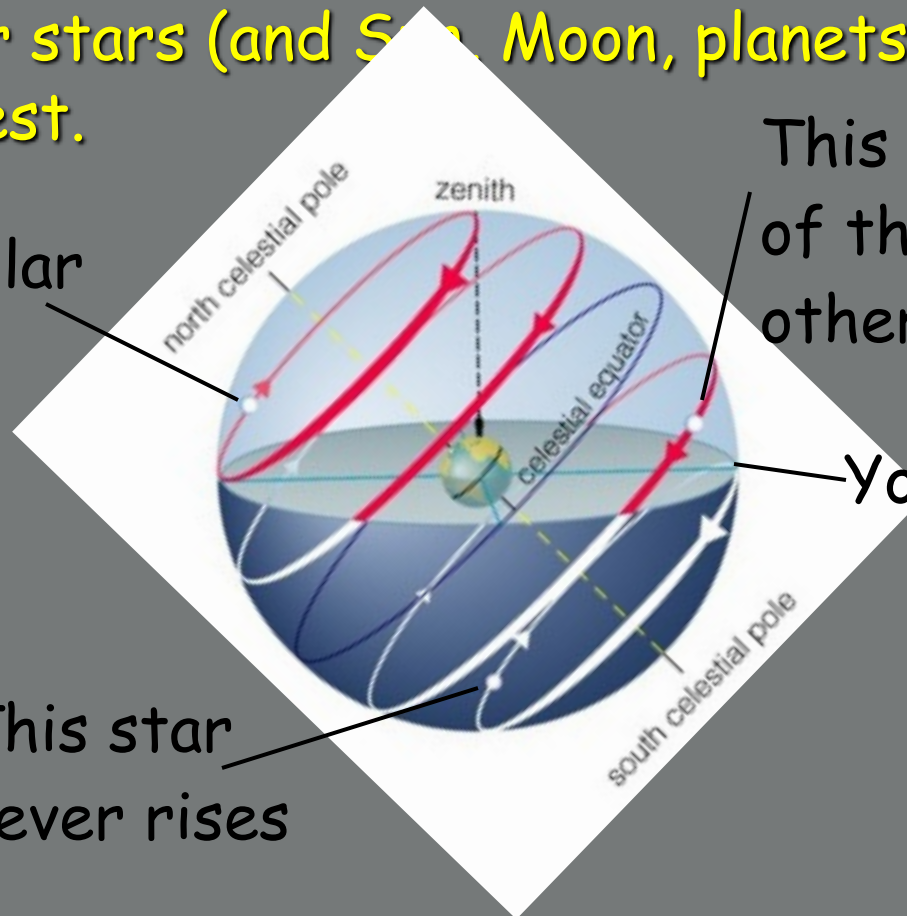


Our view from Grand Junction

- Stars near the north celestial pole are circumpolar and never set.
- We cannot see stars near the south celestial pole.
- All other stars (and Sun, Moon, planets) rise in east and set in west.

A circumpolar star never sets

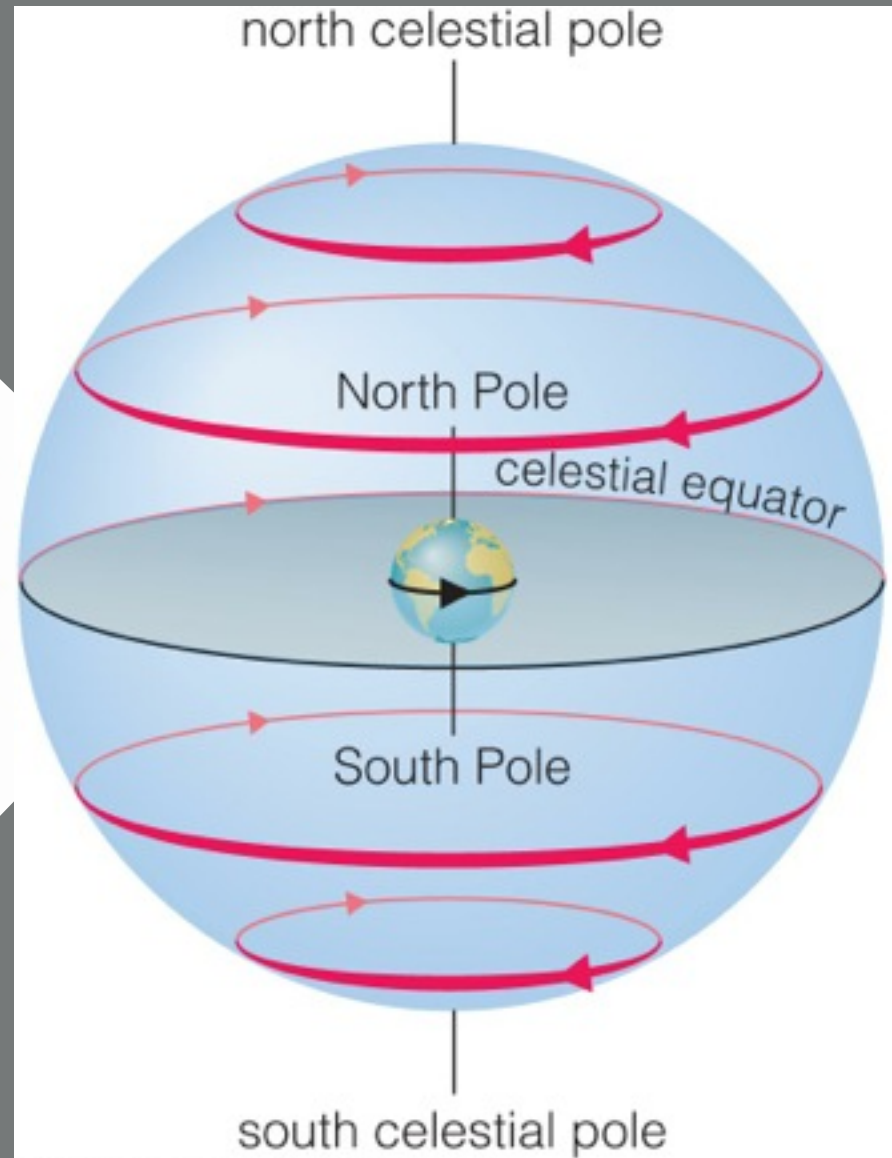
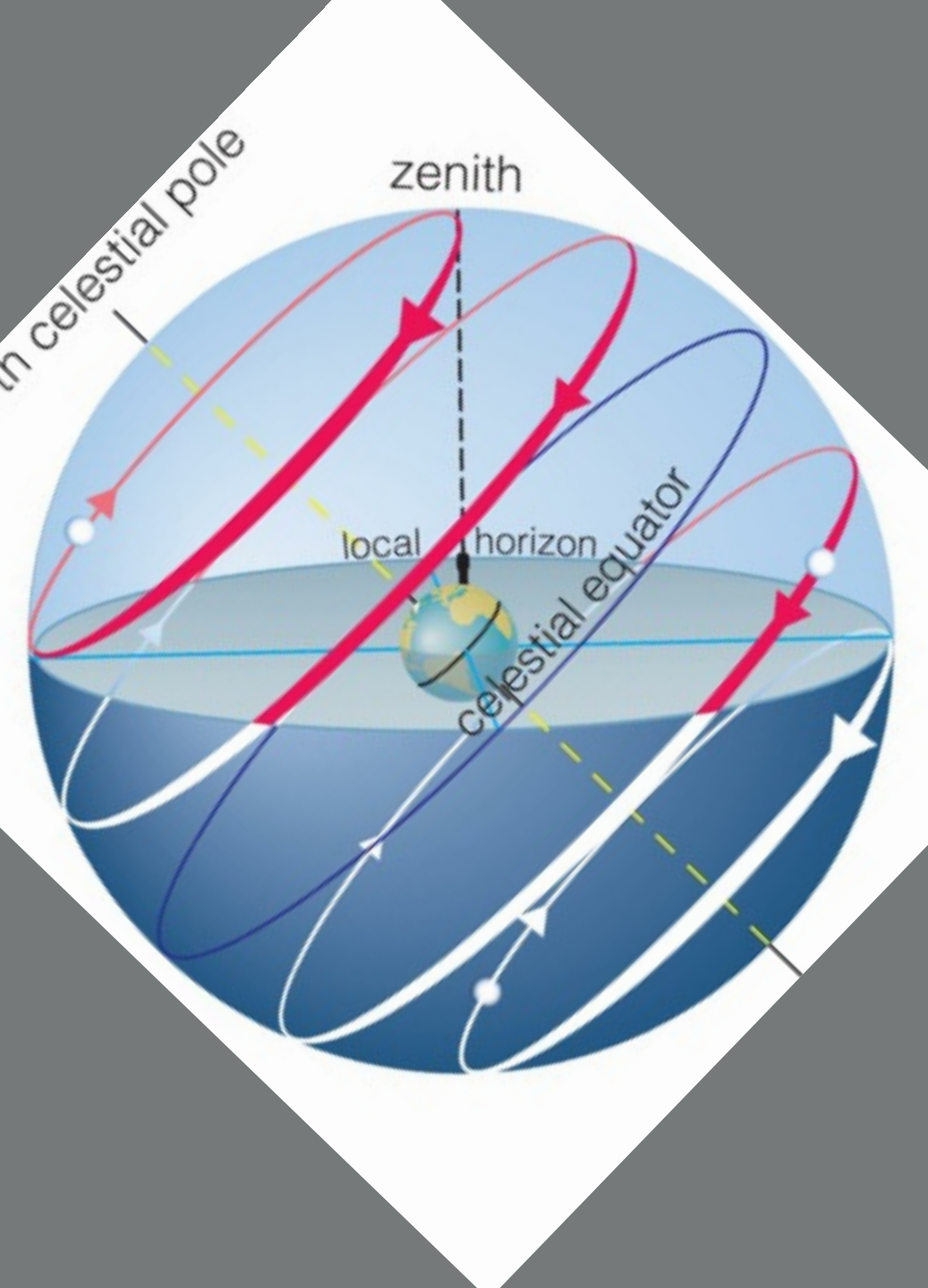
This star never rises



This star is up some of the time and down others

Your Horizon

Why does the sky look different from different latitudes?



Thought Question

What would the sky look like from the North Pole (at night)?

- A. All stars would be circumpolar
- B. No stars would be circumpolar (everything would rise and set)
- C. Exactly the same as Boulder.
- D. Some circumpolar stars, some normal; but would be different stars than Boulder.
- E. There would be a big guy in a red suit flying all over the place.

Question

If the North Star (Polaris) is 50° above your horizon, due north, where are you?

- A. You are on the equator.
- B. You are at latitude 40°S .
- C. You are at latitude 50°N .
- D. You are at longitude 50°E .
- E. You are at latitude 40°N

You wake up in the middle of nowhere

- It better be the northern hemisphere to make it easy
- Your altitude is Polaris's Latitude
- Do you have a watch?
- Add 6 hours to that and you have Greenwich mean time.
- For every hour your watch is earlier for sunrise or sunset or noon (sun at meridian) you are 15 degrees longitude to the west, for every hour later you are 15 degrees to the east;

So far, everything we've been talking about is Daily Motion

- Rising, setting, changing positions over a few hours...

Annual Motion – Apparent

- The Sun appears to move (along the ecliptic) a little bit each day
 - This is the origin of zodiac symbols
- Astronomers usually talk about what constellation the Sun is “in”
 - We are referring to the constellation that the Sun is in front of (if we could see the stars during the day)

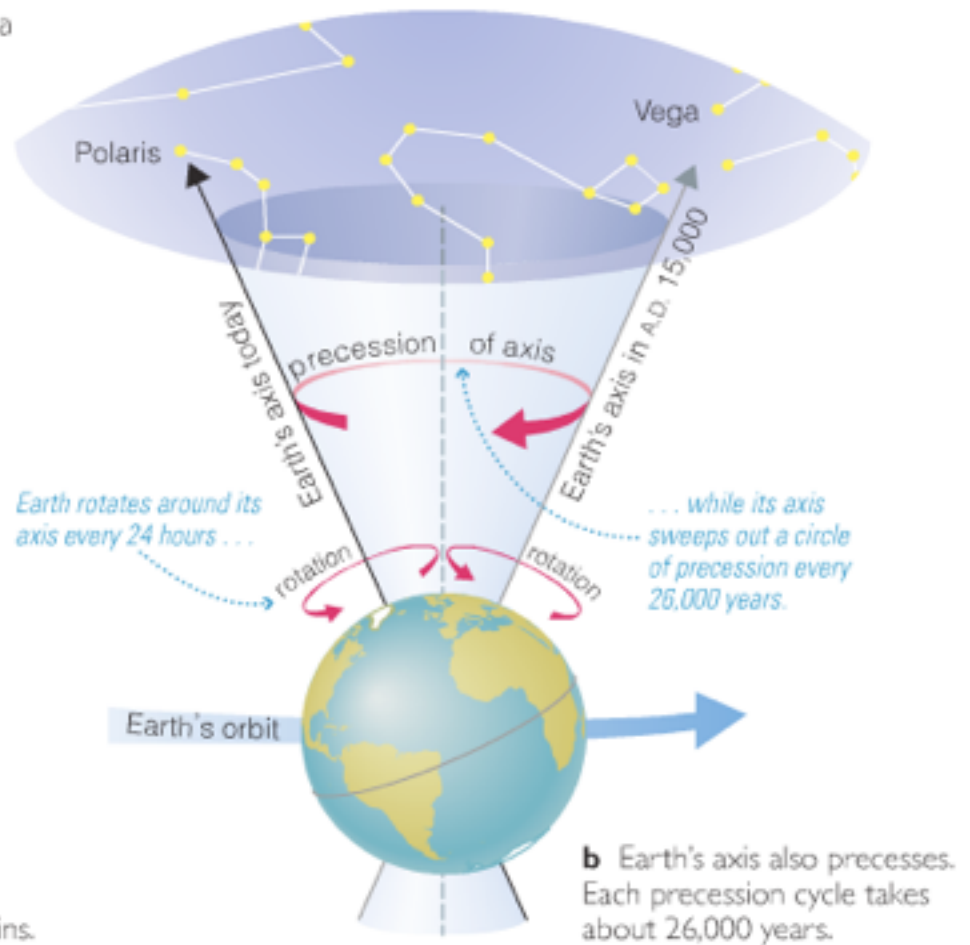
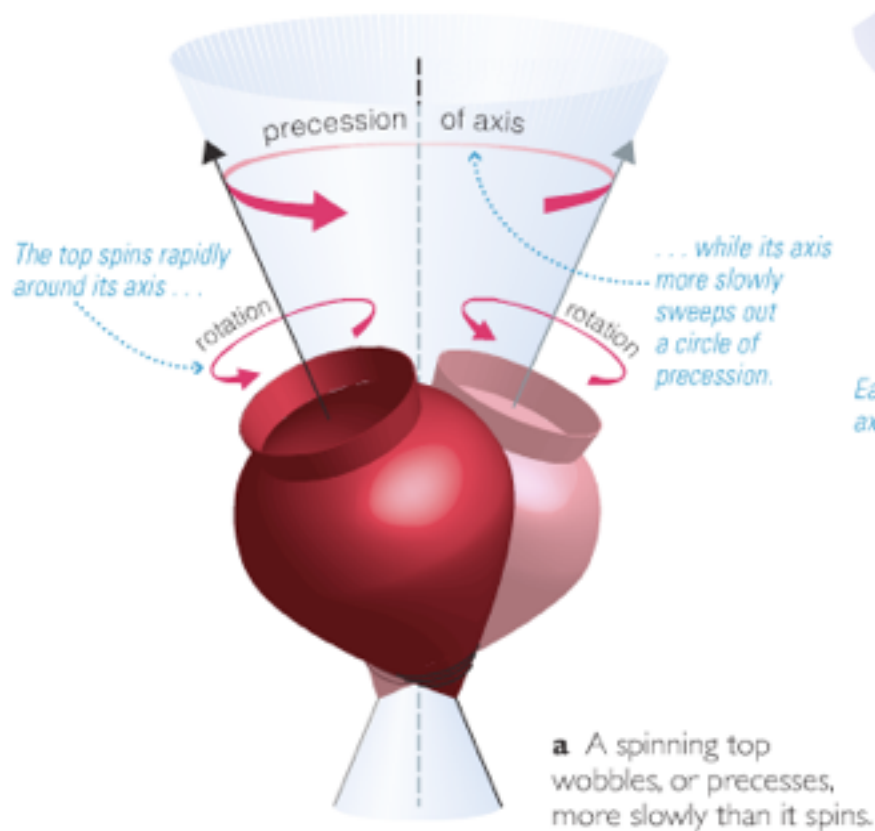
Reading Question

What is precession?

- A. The path that the Earth orbits around the Sun.
- B. The gradual change of the Earth's axis in space.
- C. The apparent movement of the stars due to the Earth's rotation.
- D. The reverse movement of the planets due to the Earth's orbit around the Sun.
- E. The actual path of the planets in their orbit around the Sun.

- Precession, 26,000 year cycle
- Equinoxes and solstices change so obviously must RA and seasons
- The Earth is not a perfect sphere, it bulges due to spinning, actually, it bulges about 43 km at equator
- Gravity from the sun and moon tugs on the Earth and causes it to precess much like a spinning top
- Earth's tilt with respect to its orbital plane does not change
- The North Star does
- So does the zodiac

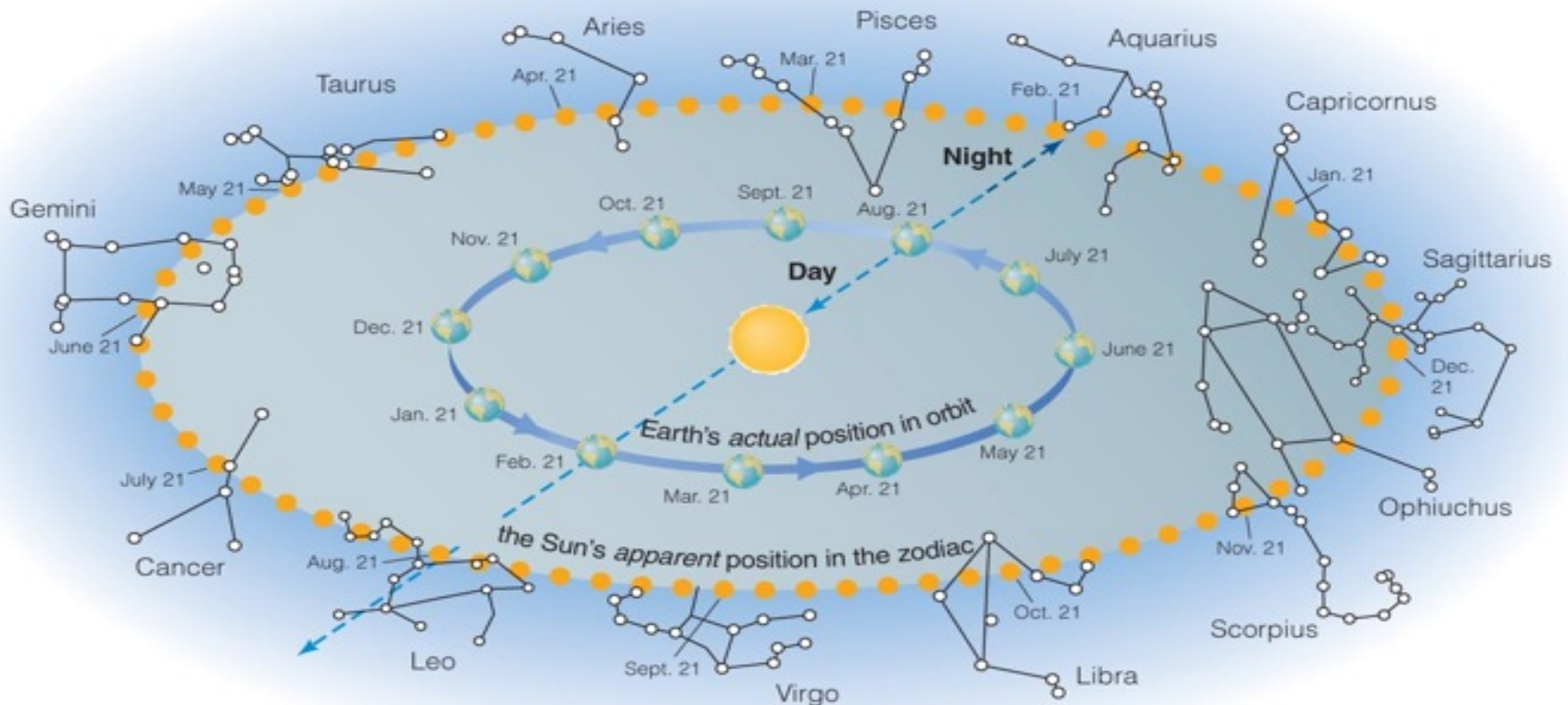
Figure 2.20 Interactive Figure Precession affects the orientation of a spinning object's axis but not the amount of its tilt.



Annual Motions - Actual

Actual motion = Earth orbits the Sun.

Plane of orbit = ecliptic



What about 13000 years from now?

What sign will you be?

What sign are you really right now?



Ever heard of The Age of Aquarius?

Reading Question

What happens during the apparent retrograde motion of a planet?

- A. The planet rises in the west and sets in the east.
- B. The planet fades in in brightness over the period of several hours.
- C. The planet moves backwards through the sky over a period of many nights.
- D. The planet moves backwards in its orbit around the Sun.
- E. The planet moves through constellations that are not part of the zodiac.

The Reason for the Seasons



THE FOUR SEASONS
TREVOR MORRIS PHOTOGRAPHICS

CLOSER means MORE right?

- **Heat**
 - The closer you are the hotter it is
- **Sound**
 - The closer you get, the louder it is
- **Light**
 - The closer you get, the brighter it is




Complete this statement

When the Sun is _____, it is summer; and when the Sun is _____, it is winter.

Complete this statement

When the Sun is **CLOSER**, it is summer; and when the Sun is **FARTHER**, it is winter.

Sun's altitude changes throughout the year... due to tilt



Sun's position at noon in
summer: higher altitude

Sun's position at noon in
winter: lower altitude


This picture is an analemma it arises due to the variation of the solar day due to a change in the Earth's orbital velocity and the tilt of our axis with respect to the ecliptic, don't worry about it.

When the Sun is high in the sky, the amount of direct sunlight received is greater. This results in

SUMMER



When the Sun is low in the sky, the amount of direct sunlight received is less. This results in **WINTER**

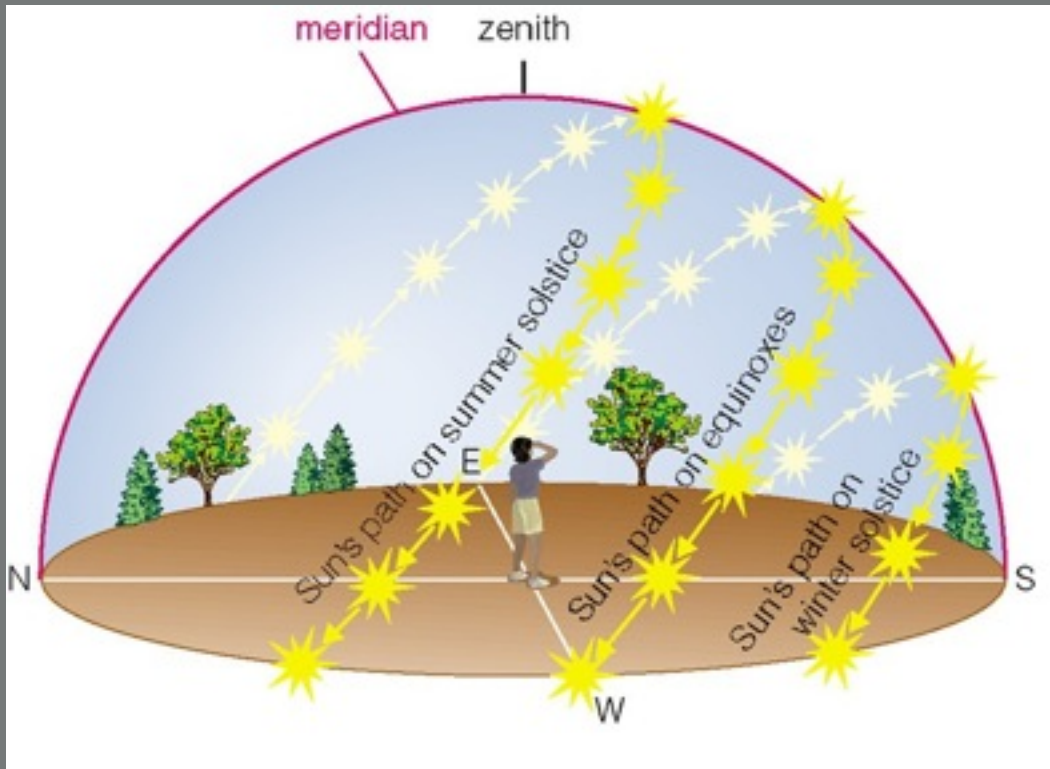


How do we mark the progression of the seasons?

- We define four special points in our orbit (dates):
 - Summer solstice
 - Northern hemisphere tilted **towards** the Sun
 - Winter solstice
 - Northern hemisphere tilted **away from** the Sun
 - Spring (vernal) equinox } **equal distance** from the Sun



We can recognize solstices and equinoxes by Sun's path across sky:



Summer solstice: Highest path, rise and set at most extreme north of due east.

Winter solstice: Lowest path, rise and set at most extreme south of due east.

Equinoxes: Sun rises precisely due east and sets precisely due west.

Thought Question

If the Sun rises precisely due east,

- A. you must be located at Earth's equator, any time of year.
- B. it must be the day of either the spring or fall equinox.
- C. you must be at the equator AND it's the spring or fall equinox
- D. it must be the day of the summer solstice
- E. it must be the day of the winter solstice

Why *doesn't* distance or hours of daylight really matter?

- Variation of Earth-Sun distance is small!
 - about 3%
 - this small variation is overwhelmed by the effects of axis tilt, water distribution, and orbital speed.



Approximate time:
Direction:

Midnight
due north

6:00 A.M.
due east

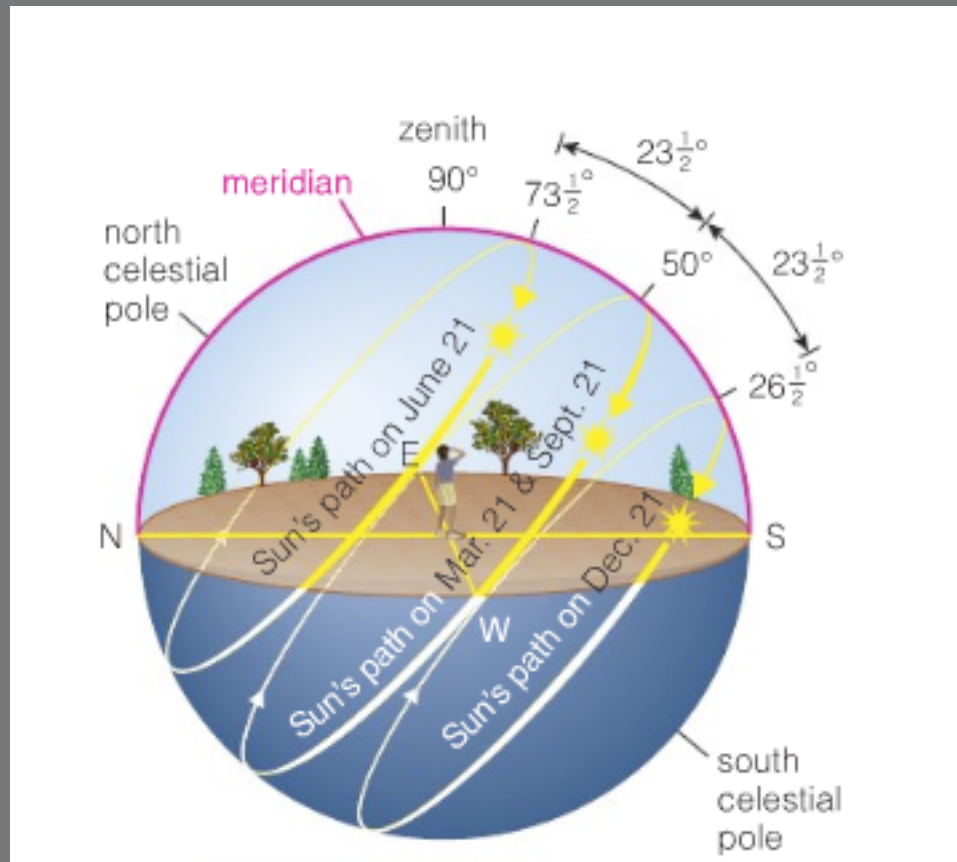
Noon
due south

6:00 P.M.
due west

Summary: *The Real Reason for Seasons*

- Earth's axis points in the same direction (to Polaris) all year round, so its orientation relative to the Sun changes as Earth orbits the Sun.
- Summer occurs in your hemisphere when sunlight hits it more directly; winter occurs when the sunlight is less direct.
- **AXIS TILT** is the key to the seasons; without it, we would not have seasons on Earth.

In Colorado

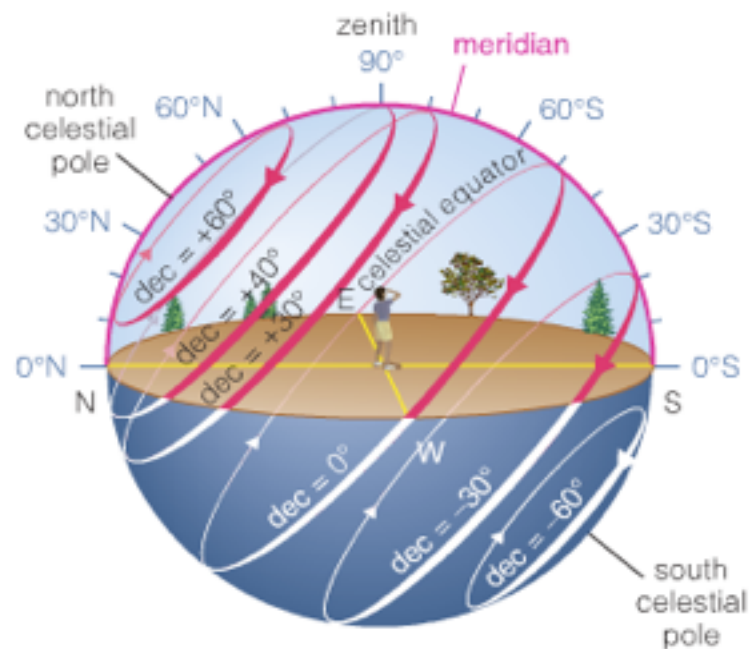
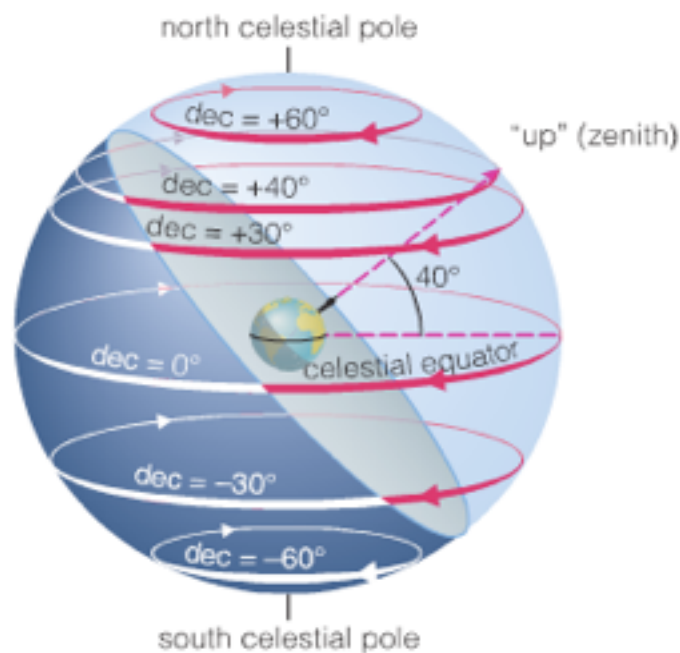
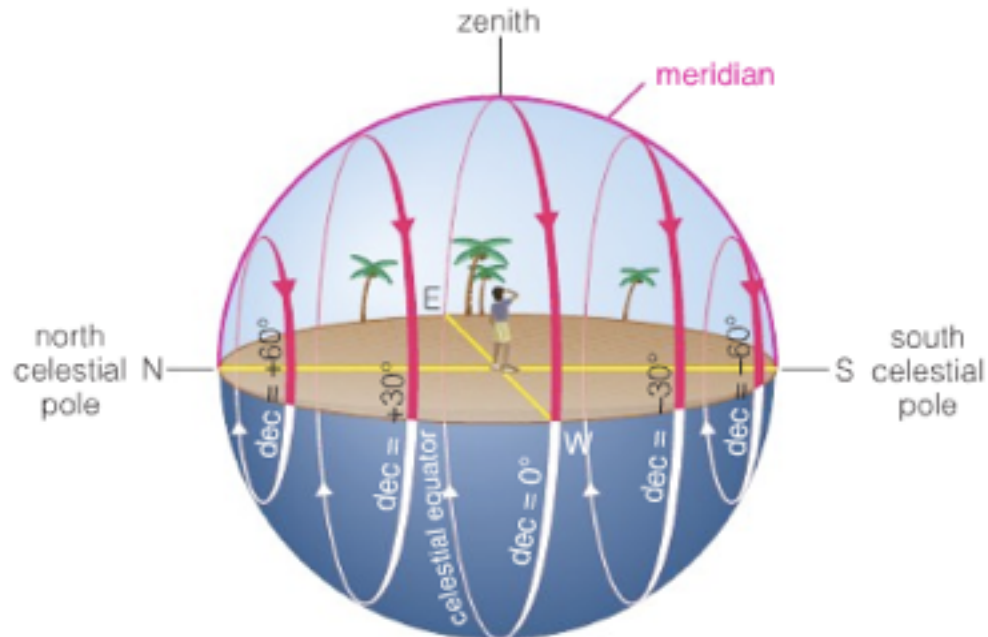
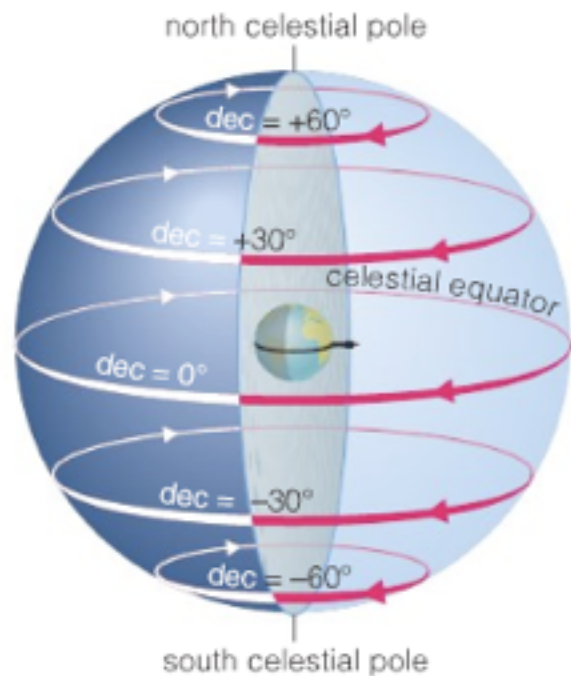


Have you been reading/paying attention?

Thought Question

What would the sky look like from the Equator?

- A. All stars would be circumpolar (except possibly Polaris)
- B. No stars would be circumpolar (except possibly Polaris)
- C. Exactly the same as Boulder.
- D. Some circumpolar stars, some normal; but would be different stars than Boulder.
- E. There would be a big guy in a red suit drinking piña coladas.



Thought Question

Which way will stars appear to circle the South Celestial Pole from Tasmania (40° S)?

A. Clockwise



B. Counter-clockwise



C. It depends on the season

D. There is no south celestial pole so there will be no circumpolar stars.

Reading Question

What are the nodes of the Moon's orbit?

- A. The points in the Moon's orbit where it is directly in front or behind the Earth (compared to the Sun).
- B. The point in the Moon's orbit where it crosses the ecliptic plane.
- C. The points in the Moon's orbit where it can be seen as full.
- D. The points where you can see First and Third Quarter moons.
- E. The points on the horizon where the Moon should rise or set.

The Moon, Our Constant Companion

- Why do we see phases of the Moon?
- How can we tell time by the phase and position of the moon

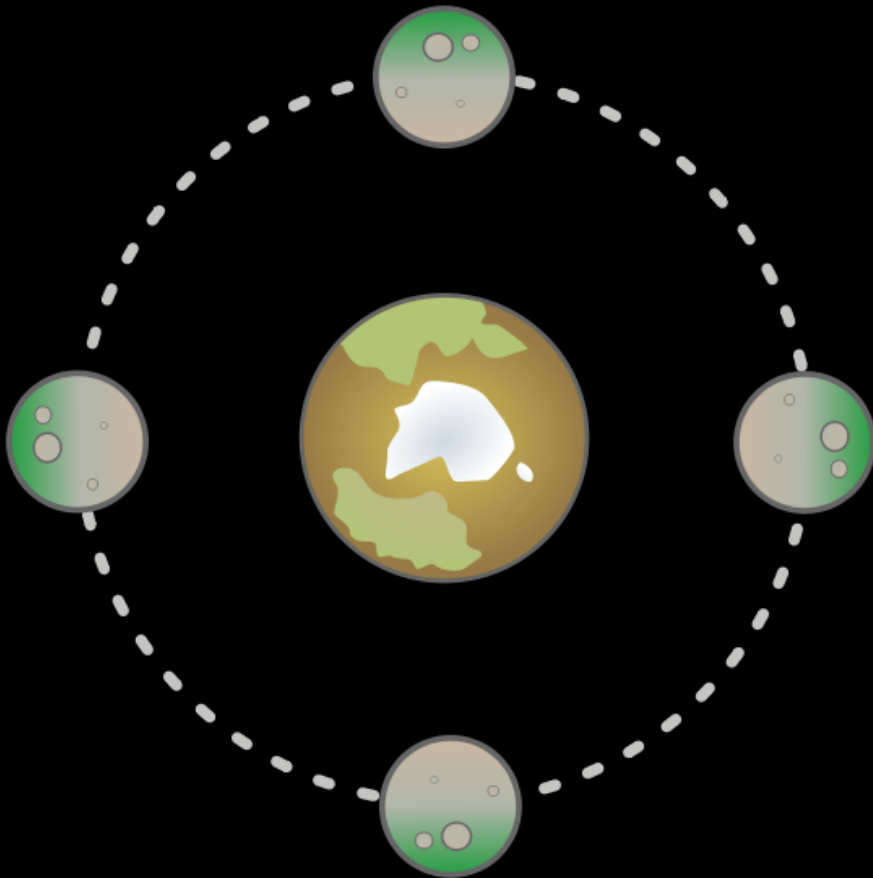
The moon is thought to have been formed by a huge impact with the Earth early in our planets history

The moon is ~ 1.25-1.5 light seconds away, how far is that?

The moon is slowly moving away from us but right now is the same angular size on the sky as the sun, this is important, why?

The moon is also responsible for the tides on the earth.

Why do we see only one side of the Moon?
































Synchronous
rotation: the Moon
rotates exactly one
complete time with
each complete orbit

The changing phases of the Moon originally inspired the concept of the month



September 2009

Sunday	Monday	Tuesday	Wednesday	Thursday	Friday	Saturday
		1 	2 	3 	4 FM 	5 
6 	7 	8 	9 	10 	11 	12 LQ 
13 	14 	15 	16 	17 	18 NM 	19 
20 	21 	22 	23 	24 	25 	26 FQ 
27 	28 	29 	30 			

Phases of the Moon



New



waxing crescent



first quarter



waxing gibbous



full



waning gibbous



last quarter



waning crescent

waxing

- Moon visible in afternoon/evening.
- Gets "fuller" and rises later each day.

waning

- Moon visible in late night/morning.
- Gets "less" and sets later each day.



Watch Movie at:

http://antwrp.gsfc.nasa.gov/apod/image/9911/lunation_ajc.gif

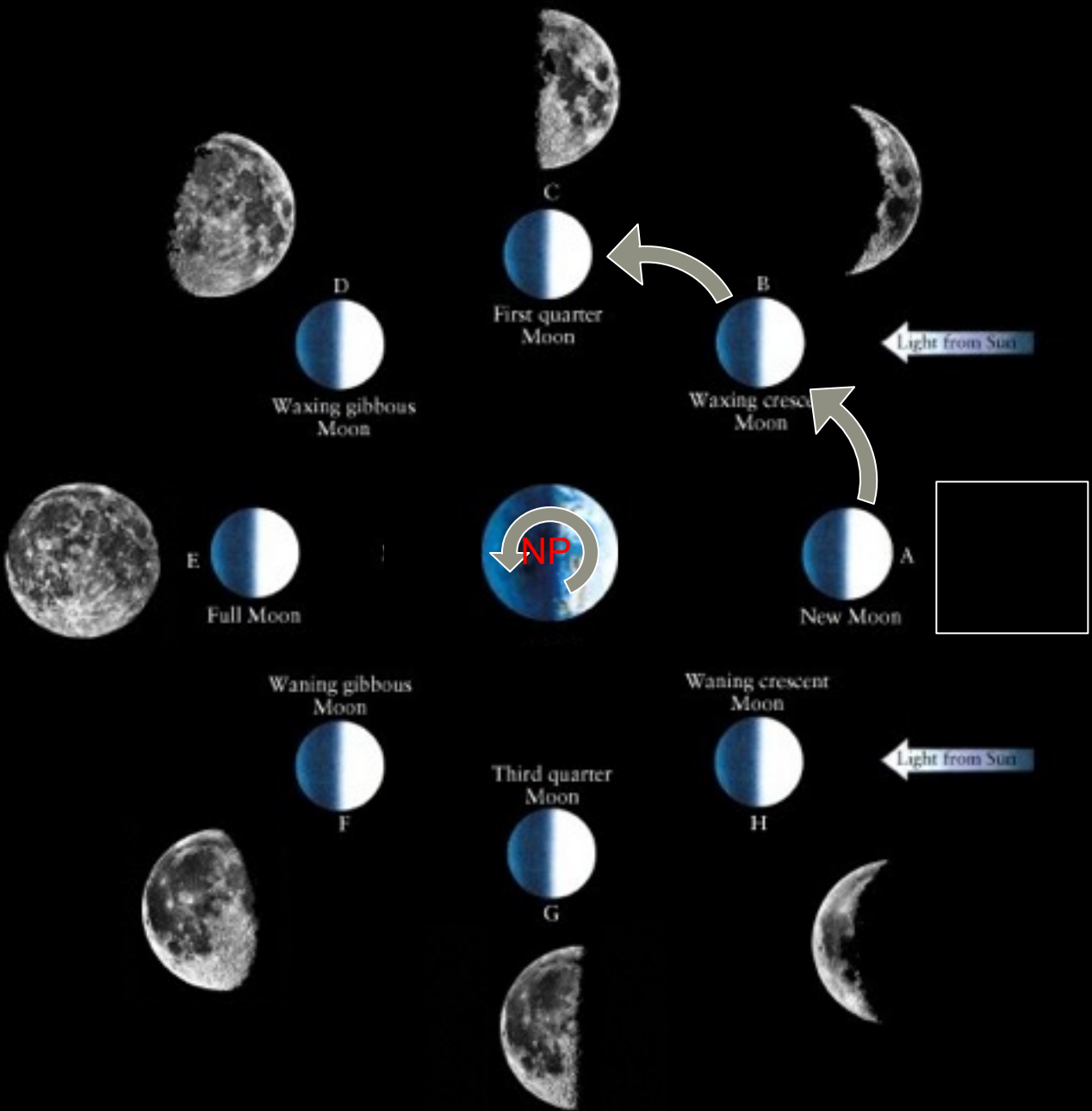
Thought Question




If the Moon was in the full phase today, how many of the Moon phases shown above would the Moon go through during the next 11 days?

- A. Only one
- B. Two
- C. Three
- D. More than three
- E. None

Phases of the Moon

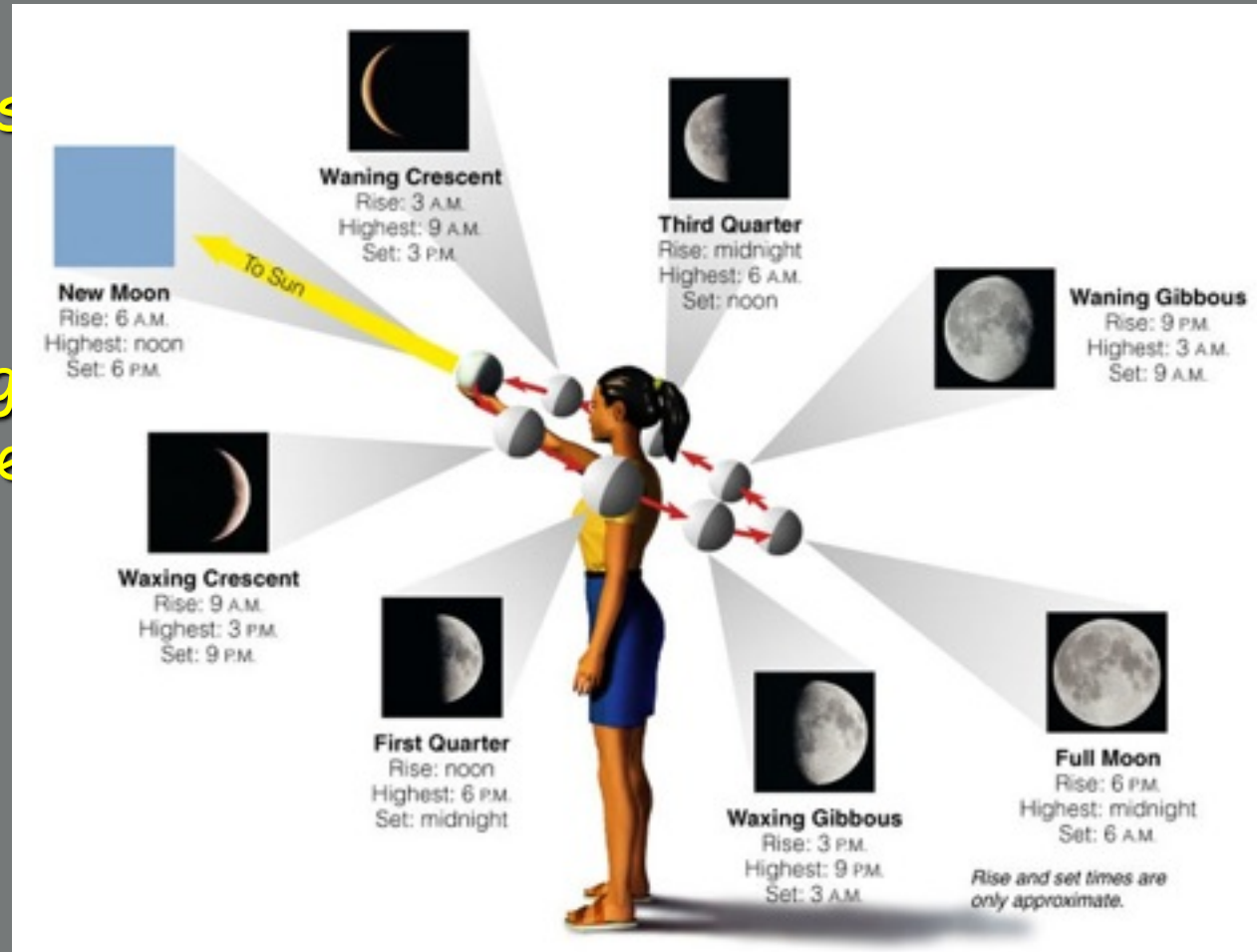


Although the Moon is always $\frac{1}{2}$ lit by the Sun, we see different amounts of the lit portion from Earth depending on where the Moon is located in its orbit.




Phases of Moon

- Moon is illuminated (always $\frac{1}{2}$) by Sun
- We see a changing combination of the bright and dark faces as Moon orbits the Earth



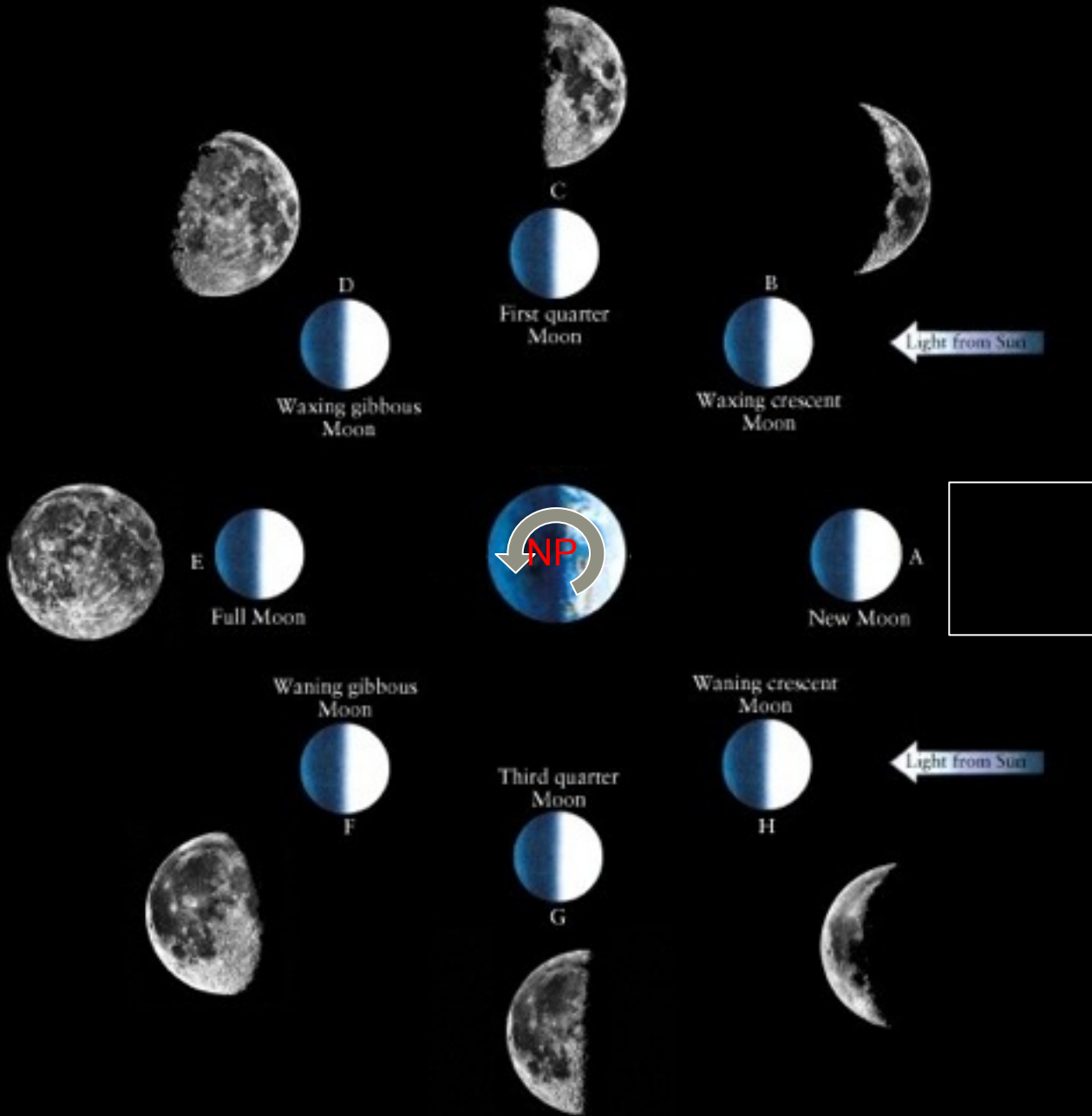
The Power of Moon Phases

- Time
- Moon Phase
- Moon Position in the sky




If you know any two, you can figure out the third!

Phases of the Moon




Understanding this picture is key to being able to tell time by moon phases

Phases of the Moon




What time
does a
first
quarter
Moon
rise?



Thought Question


Phases of the Moon



Which one
is the
first
quarter
Moon?


Phases of the Moon

A




Phases of the Moon

B



Phases of the Moon

C



Phases of the Moon

D



Which situation shows the Moon on the eastern horizon?

- A.
- B.
- C.
- D.

Thought Question

Phases of the Moon

What time is it
for the guy
standing on
the Earth?




- A. ~6AM
- B. Noon
- C. ~6PM
- D. Midnight

Phases of the Moon

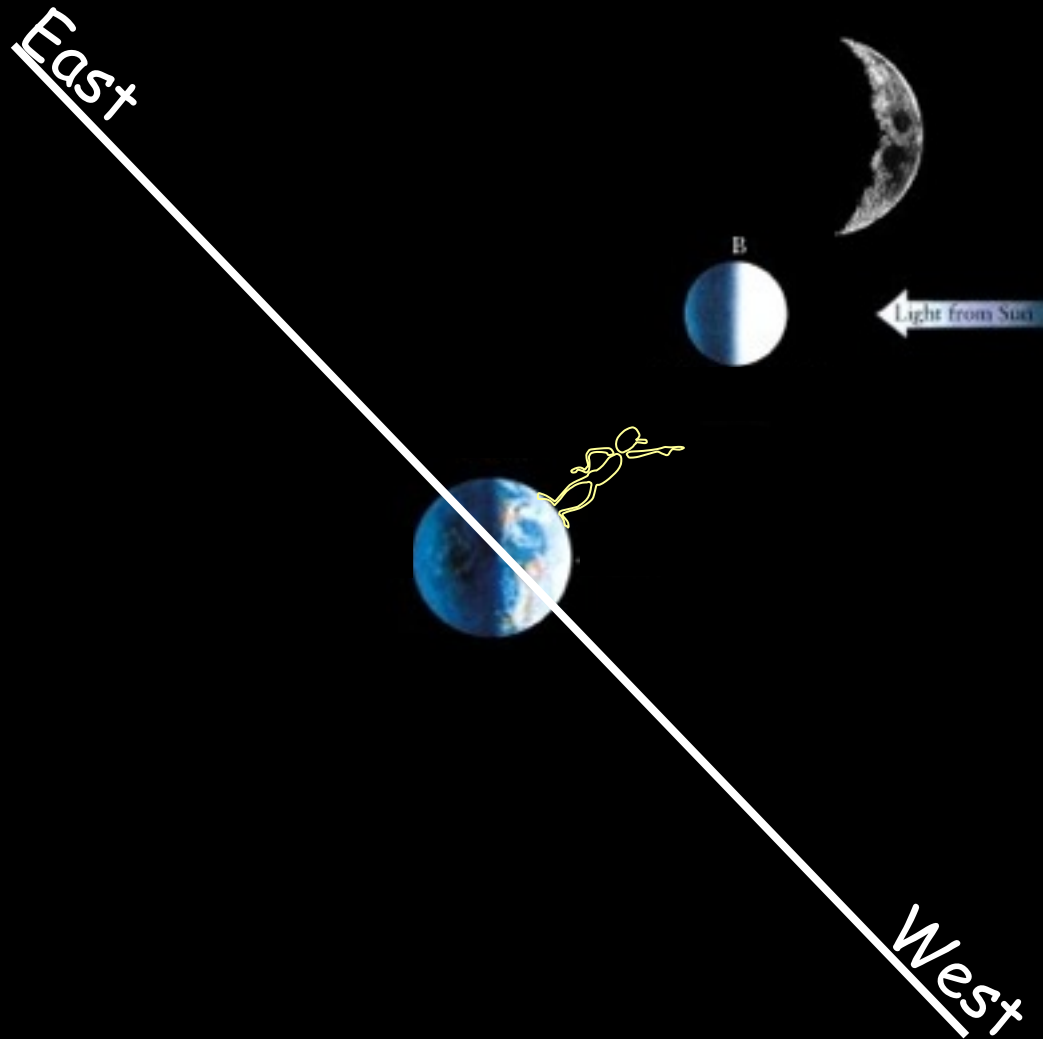


What time does
a first
quarter Moon
rise?


- A. 3am
- B. 6am
- C. Noon
- D. 3pm
- E. 6pm



Phases of the Moon

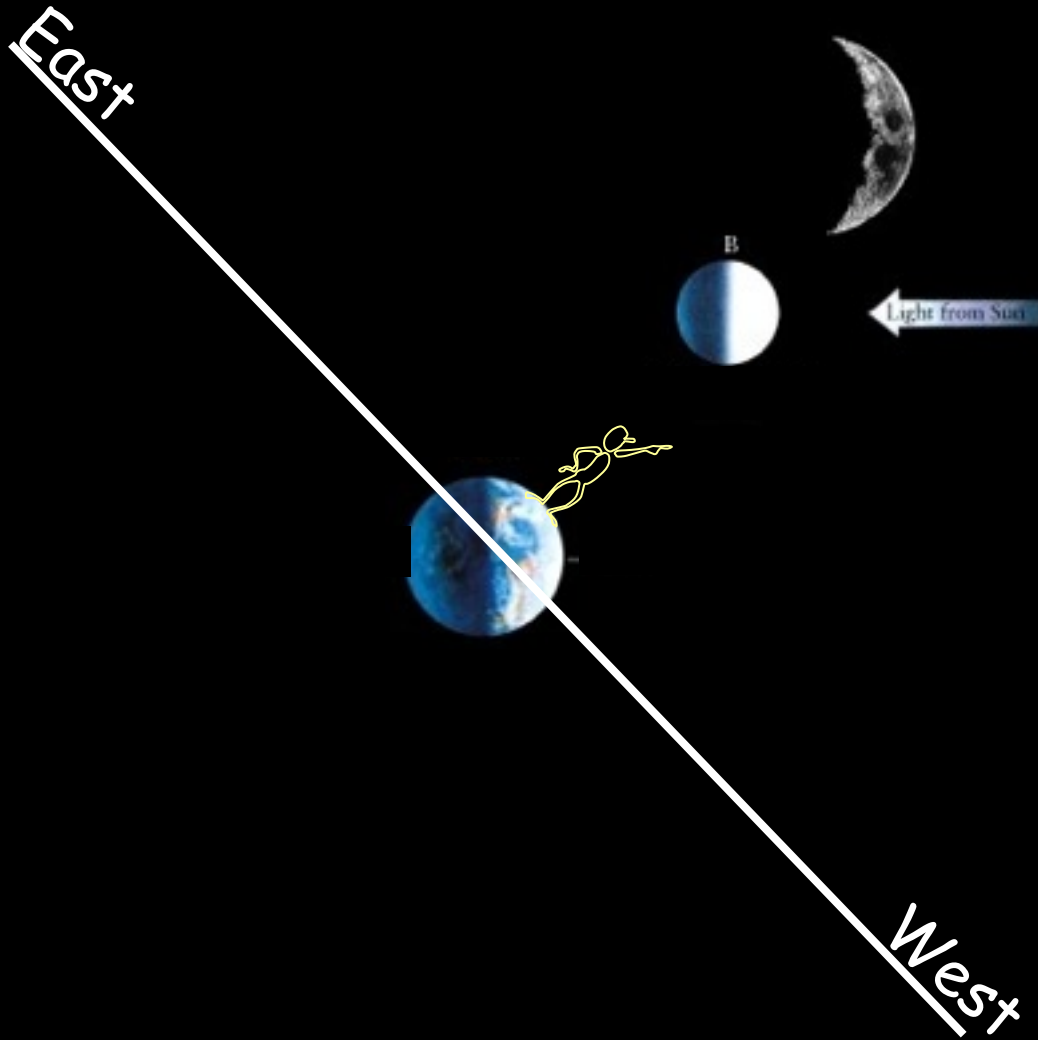


What time is it when the waxing crescent moon is on the meridian?



- A. 3am
- B. 6am
- C. Noon
- D. 3pm
- E. 6pm

Phases of the Moon



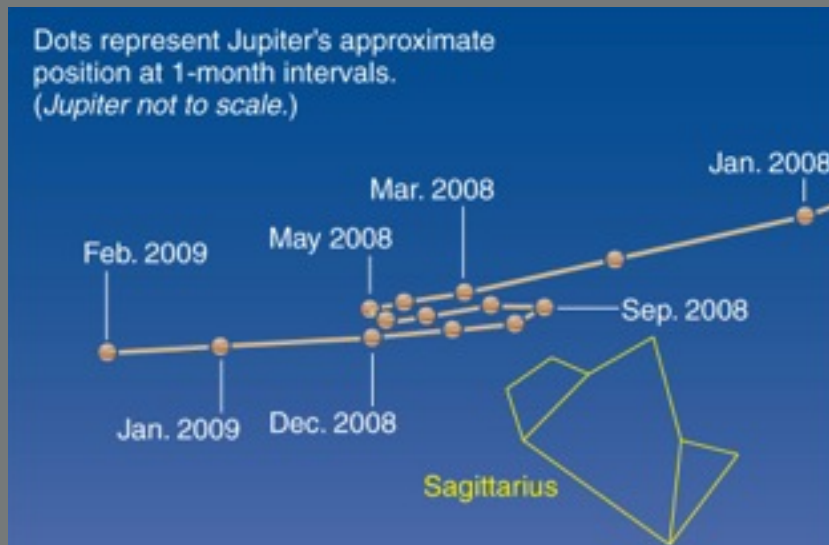
What time is
it when the
waxing
crescent
moon is on
the meridian?

9 PM

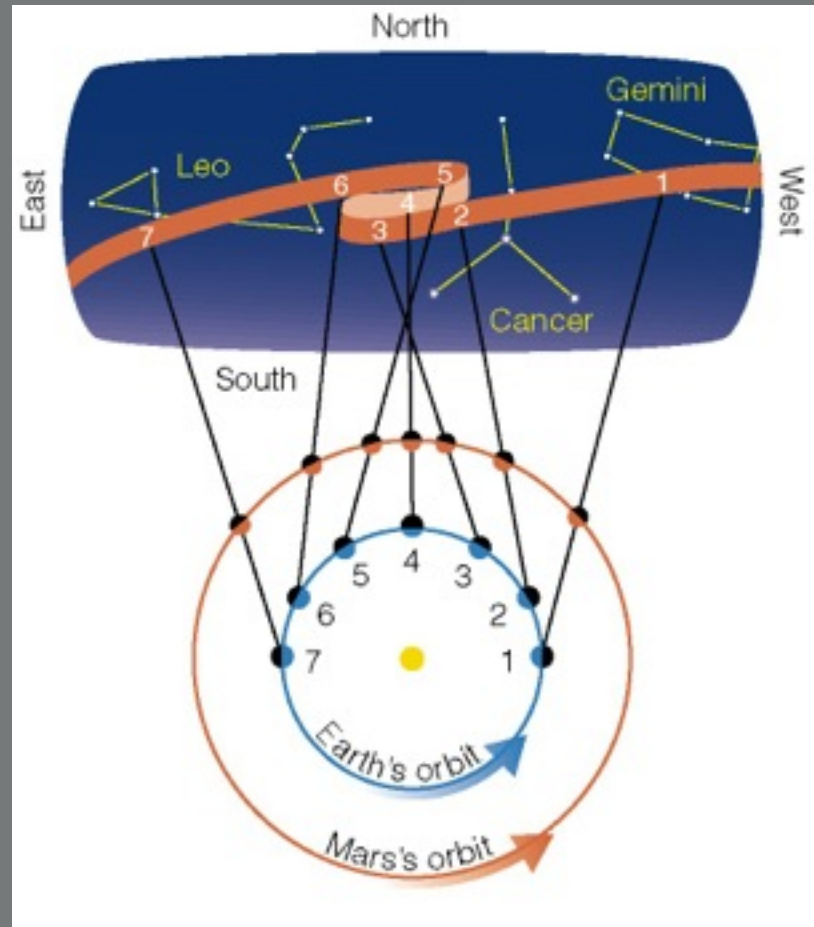
Planetary motion

Do the planets reverse course?

- Planets usually move slightly eastward from night to night (not in the course of one night!!) relative to the stars.
- But sometimes they go westward relative to the stars for a few weeks: apparent retrograde motion



We see apparent retrograde motion when we pass by a planet in its orbit.

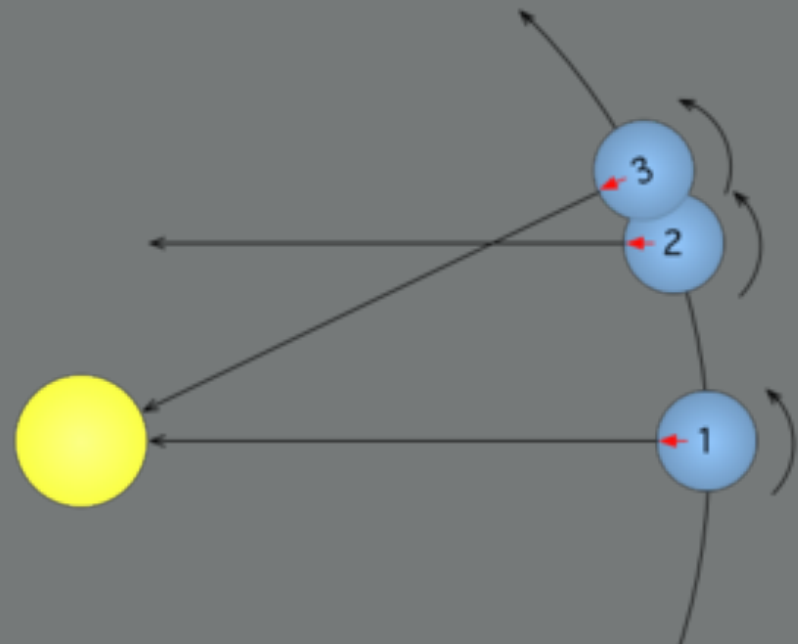


Explaining Apparent Retrograde Motion

- Easy for us to explain: occurs when we “lap” another planet (or when Mercury or Venus laps us)
- But very difficult to explain if you think that Earth is the center of the universe!
- In fact, ancients considered but rejected the correct explanation

Synodic vs Sidereal

- Sidereal (1-2) is motion with respect to background stars
- Synodic (1-3) is derived from the greek word for assembly, it refers to the body being orbited




Synodic vs Sidereal

- A sidereal day is 23 hours, 56 minutes, and 4 seconds
- A mean solar day is 24 hours
- Due to the precession of the earth the sidereal and solar year vary by about 20 minutes (try to convert 1/26000 years to minutes)
- Leap years were invented to keep the Vernal Equinox on March 21st, basically to prevent the precession of the earth from changing our calendar

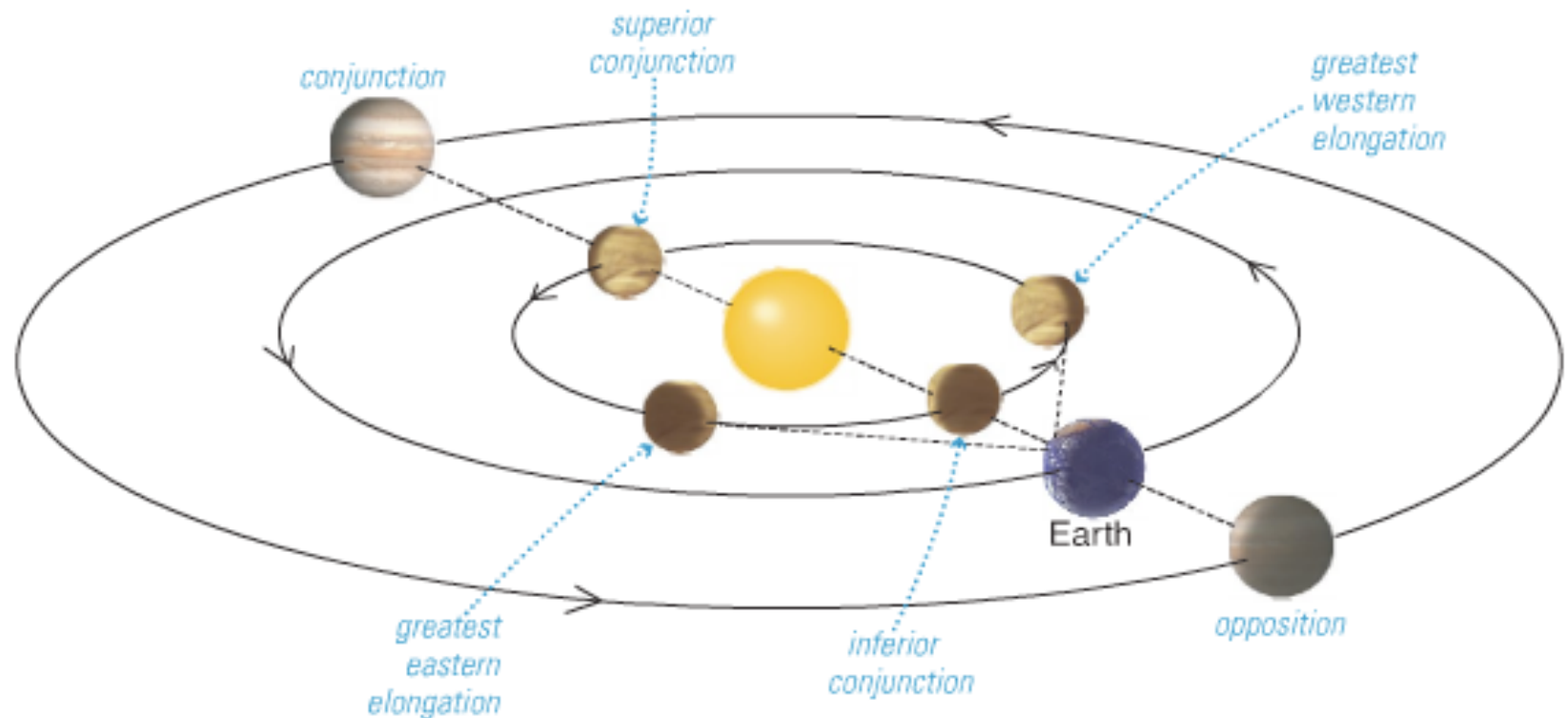
How about the Month?

- Synodic month 29.5 days
- Sidereal month 27.33 days
- How much does the earth move in a moonmonth?



Planetary Jargon and a picture

- **Inferior planets** are closer to the sun than we are (Mercury and Venus)
- **Superior planets** are farther (Mars, Jupiter, Saturn, Uranus, and Neptune)



Question


- Can inferior planets be in opposition?
- Which planets exhibit phases?

Reading Question

What is an epicycle?

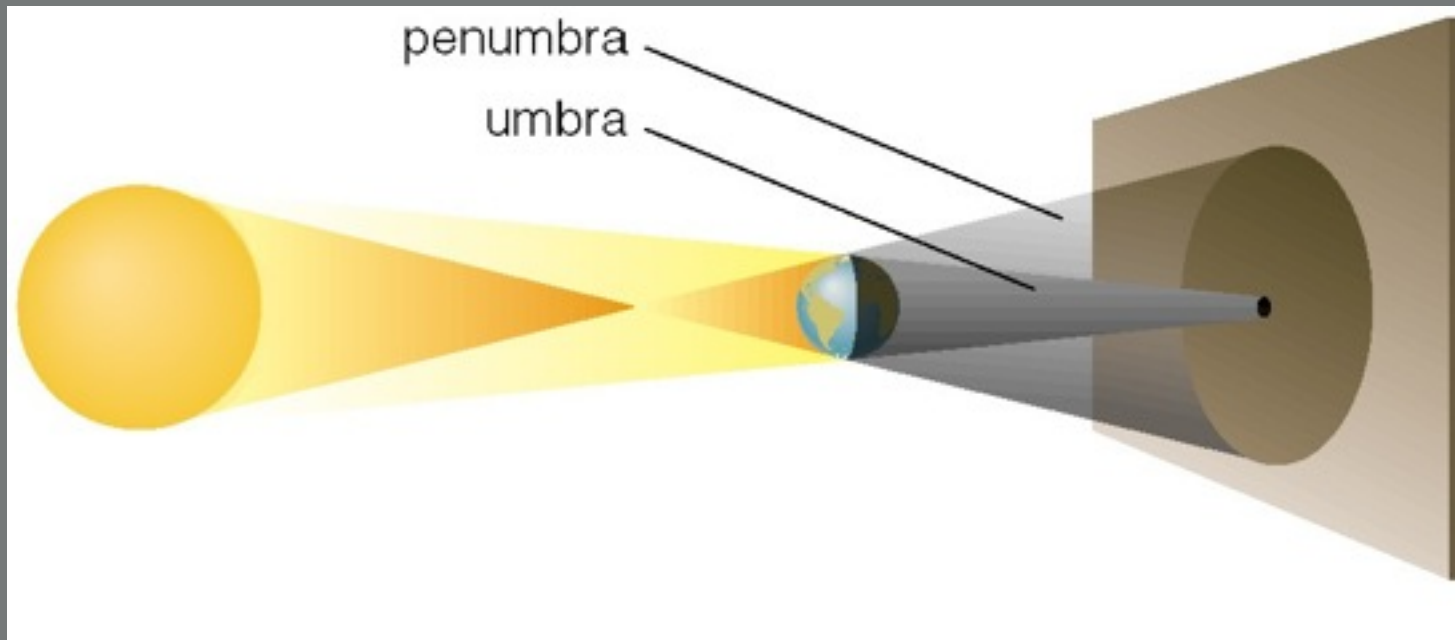
- A. The smaller circle around which the planets moved in Ptolemy's model of the solar system
- B. A model in which the Sun is at the center of the Solar System.
- C. When the Moon blocks only part of the Sun's shadow.
- D. The point in a planet's orbit when it is closest to the Sun.
- E. The believed orbit of the Sun around the Earth in early Greek models.

Eclipses



What causes eclipses?

- When either the Earth or the Moon passes through the other's shadow, we have an **eclipse**.



Thought Question


Lunar eclipses (Moon in Earth's shadow) can only happen when there is a _____ moon.

- A. New
- B. Full
- C. Crescent
- D. Gibbous
- E. Bad




When can lunar eclipses occur?


- Lunar eclipses can occur only at full moon.
- Lunar eclipses can be penumbral, partial, or total.



Total Lunar Eclipse



Partial Lunar Eclipse



Penumbral Lunar Eclipse

- Earth is ~4 times the size of the Moon
- Makes a **big** shadow
- Visible by the entire night side of the Earth

Total Lunar Eclipse of 2010 Dec 21

Ecliptic Conjunction = 08:14:33.5 TD (= 08:13:26.5 UT)

Greatest Eclipse = 08:18:04.2 TD (= 08:16:57.1 UT)

Penumbral Magnitude = 2.2807 P. Radius = 1.2508" Gamma = 0.3214
 Umbral Magnitude = 1.2561 U. Radius = 0.7118" Axis = 0.3119"

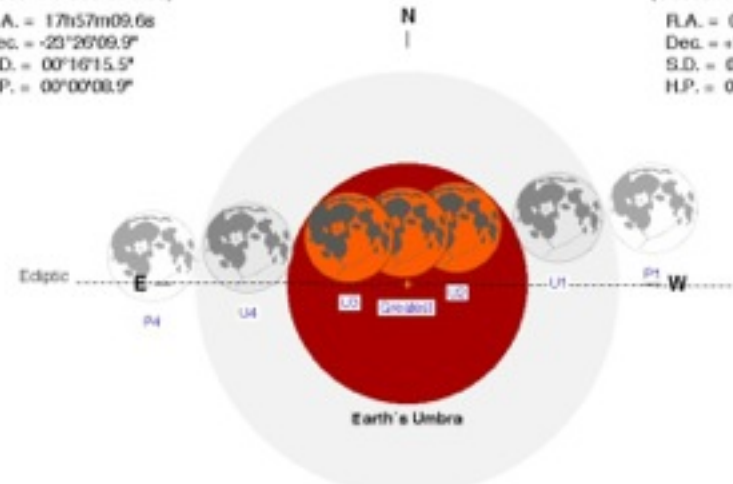
Saros Series = 125 Member = 48 of 72

Sun at Greatest Eclipse
(Geocentric Coordinates)

R.A. = 17h57m09.6s
 Dec. = -23°26'09.9"
 S.D. = 00°16'15.5"
 H.P. = 00°00'00.9"

Moon at Greatest Eclipse
(Geocentric Coordinates)

R.A. = 05h57m17.3s
 Dec. = +23°44'47.8"
 S.D. = 00°15'52.1"
 H.P. = 00°58'14.2"




Eclipse Durations

Penumbral = 05h35m07s
 Umbral = 00h28m41s
 Total = 01h12m21s

ΔT = 67 s
 Rule = CdT (Danjon)
 Eph. = VSOP87/ELP2000-85

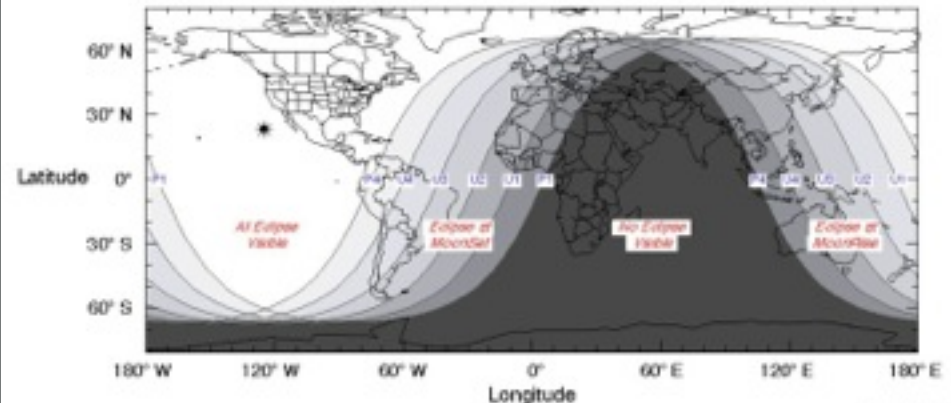
Earth's Penumbra



F. Espenak, NASA's GSFC
eclipse.gsfc.nasa.gov/eclipse.html

Eclipse Contacts

P1 = 05:29:21 UT
 U1 = 05:32:38 UT
 U2 = 07:40:48 UT
 U3 = 08:53:09 UT
 U4 = 10:01:19 UT
 P4 = 11:04:28 UT





19.30 UT

18.51 UT

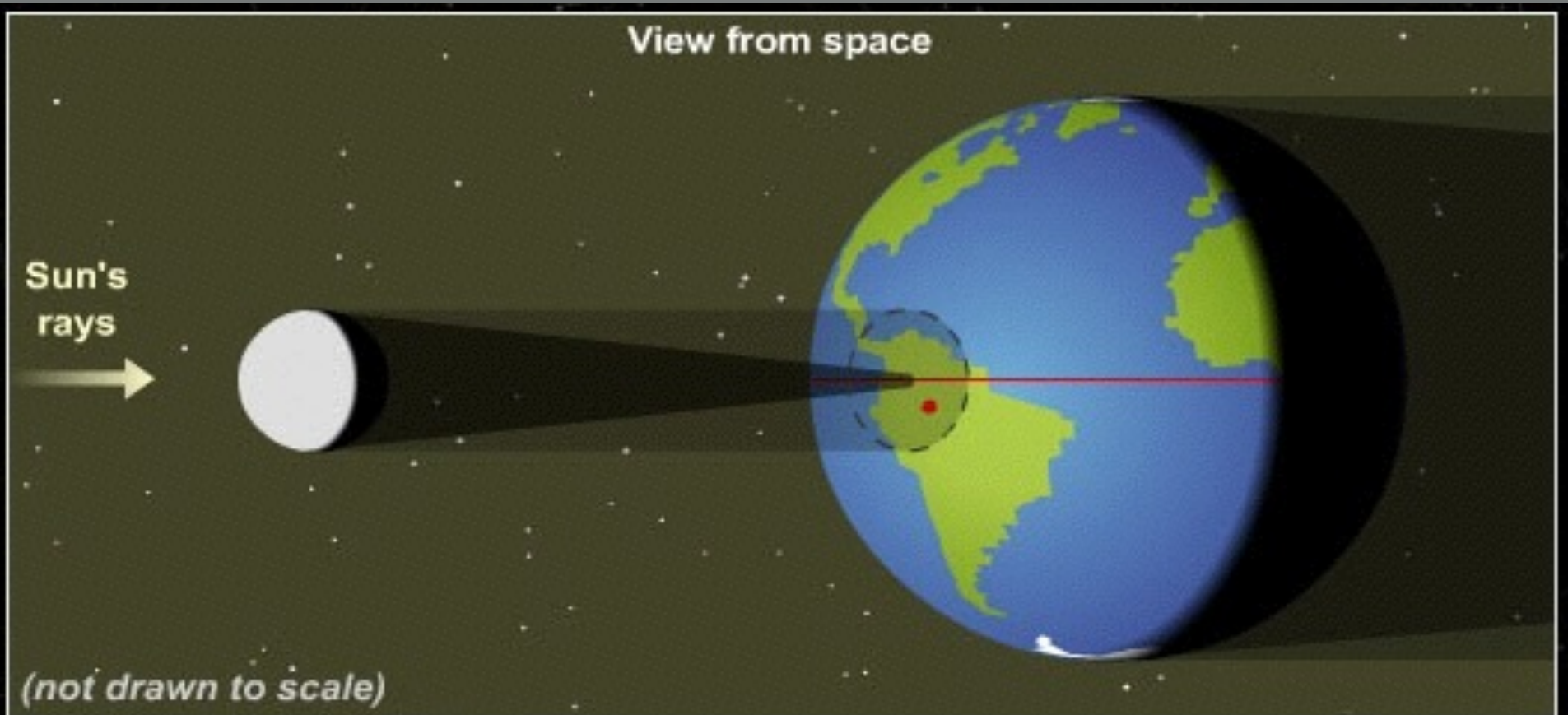
18.10 UT

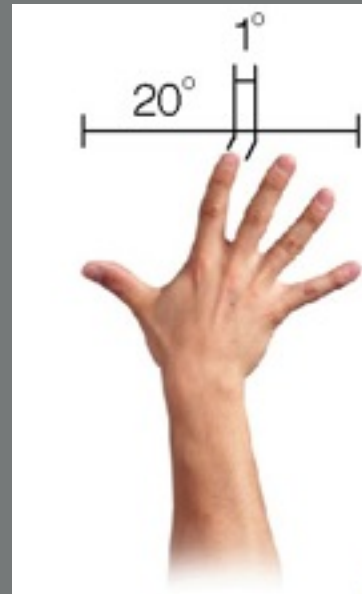
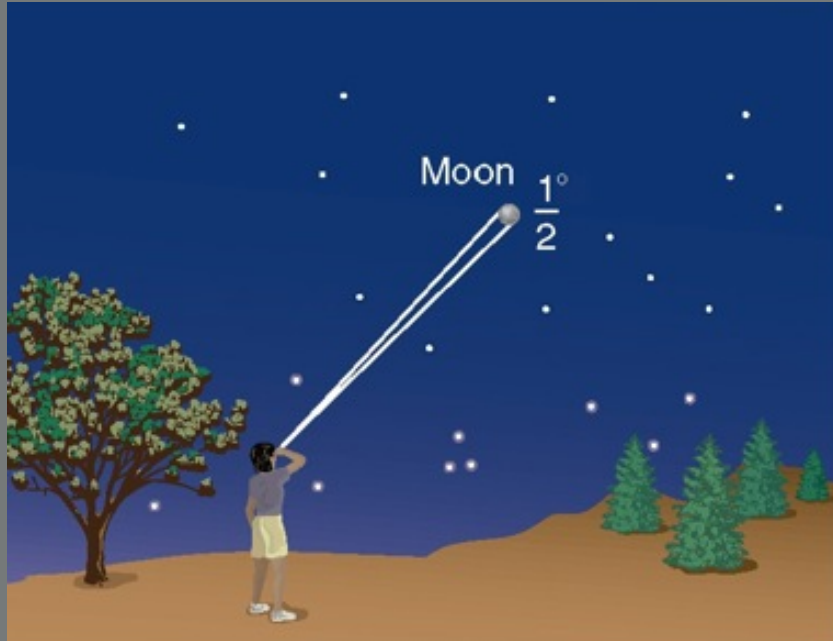
Partial Lunar Eclipse of 2006 September 7, Sighet, Romania

Dobson 150 mm f/5 and Canon PowerShot A510

(c) Sorin Hotea

Solar Eclipse





Remarkable fact: Sun and Moon are same angular size viewed from Earth!!

Realistic scale is HUGE - The Sun is 400 times bigger than the Moon but almost exactly 400 times farther away

When can solar eclipses occur?

- **Solar eclipses can occur only at new moon.**
- **Solar eclipses can be partial, total, or annular.**



TOTAL ECLIPSE



PARTIAL ECLIPSE



ANNULAR ECLIPSE



Thought Question

Annular Eclipses ...

- A. occur when the Moon is closer to the Earth
- B. occur when the Moon is farther from the Earth
- C. can occur at either time
- D. only occur when the Moon is at just the right distance

Moon's apparent size changes throughout the Moon's orbit



Moon's distance from Earth varies

Moon farthest from Earth

Moon closest to Earth

Apogee

Perigee



2004-12-26

405,363 km

29.94 arc-mins

Altitude @ 77.81°

2004-07-02

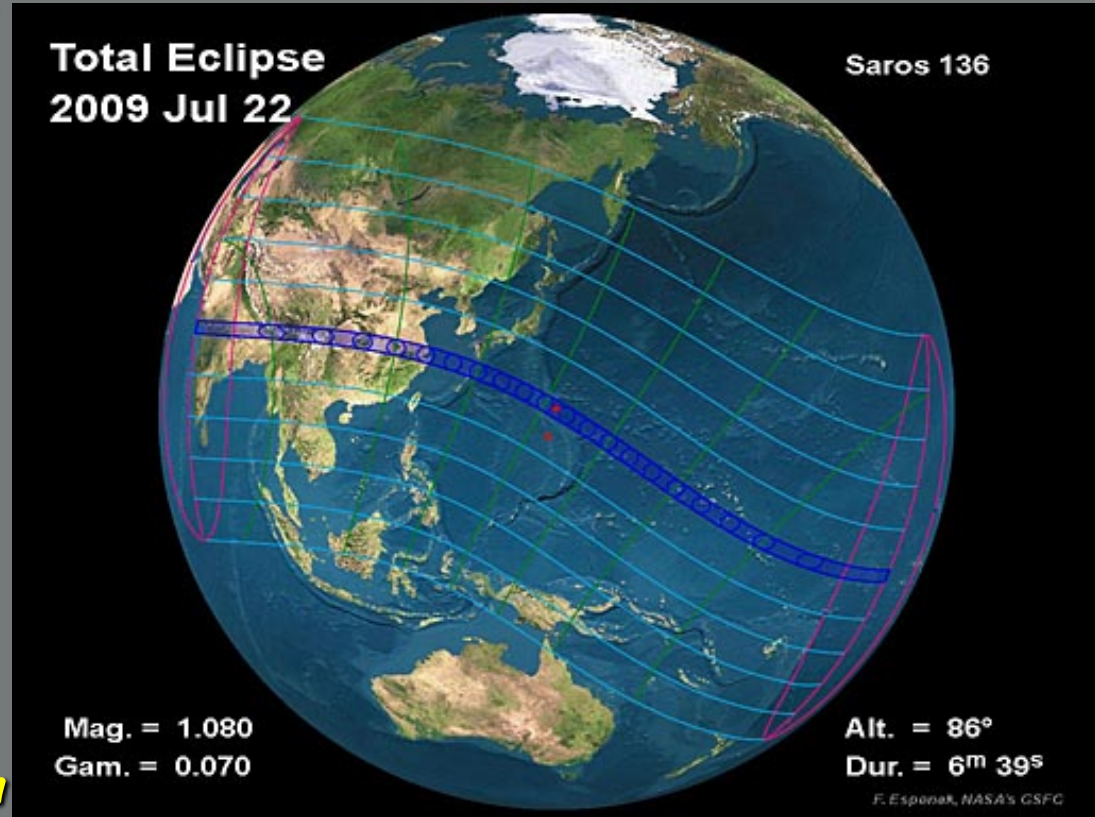
357,448 km

33.66 arc-mins

Altitude @ 21.72°



- Moon is $\sim 1/4$ times the size of the Earth
- Makes a **small** shadow
- Only visible by people in the "path of totality"





10.00 UT



10.15 UT



10.25 UT



10.35 UT



10.45 UT



10.50 UT



10.54 UT



10.55 UT



10.55 UT



10.56 UT



10.57 UT



10.58 UT



11.01 UT



11.05 UT



11.15 UT



11.25 UT



11.40 UT



11.50 UT




12.05 UT

(c) Sorin Hotea

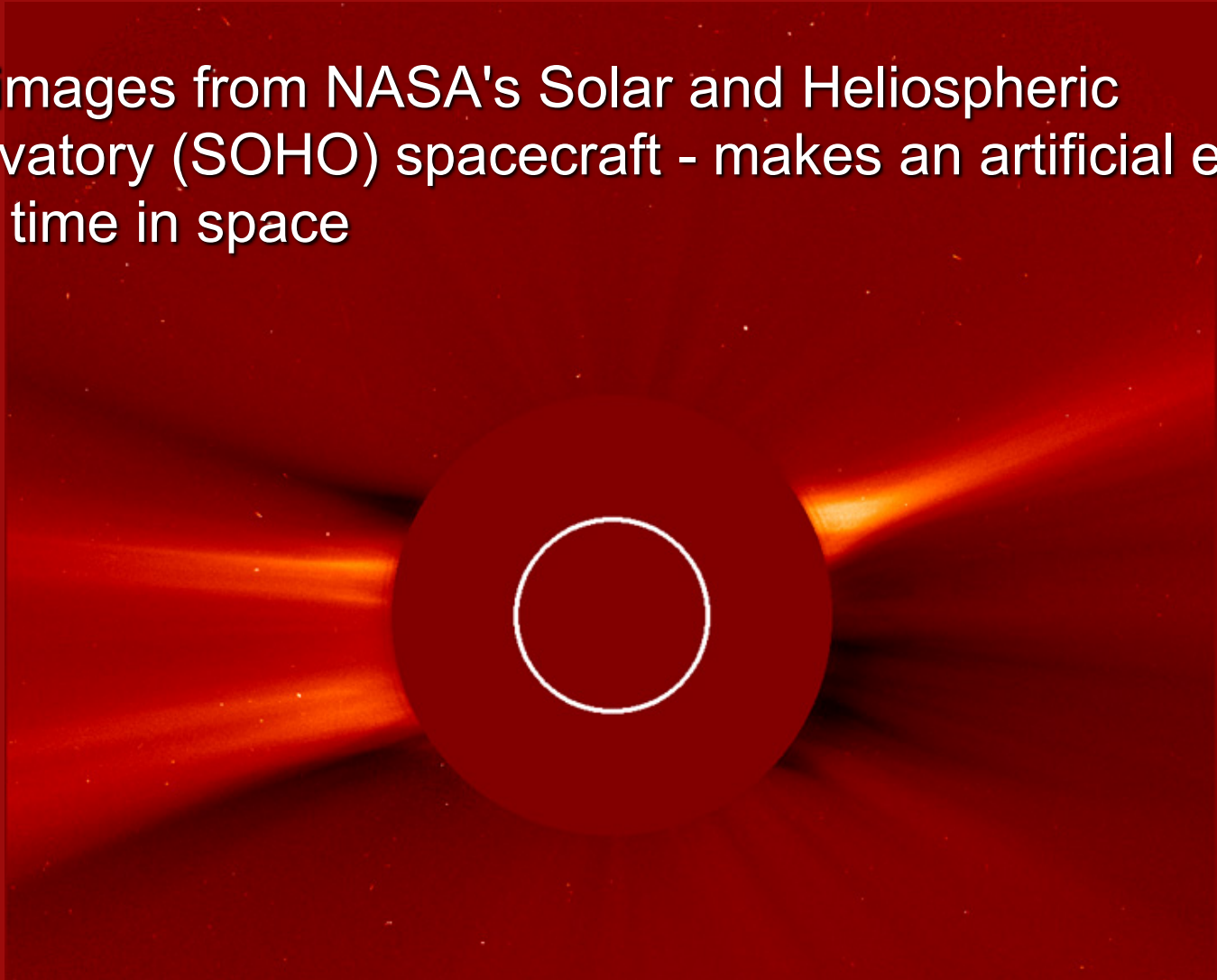
Total Solar Eclipse of 2006 March 29, Manavgat, Turkey

Minolta DiMAGE 7Hi and Baader AstroSolar filter





Solar images from NASA's Solar and Heliospheric Observatory (SOHO) spacecraft - makes an artificial eclipse all the time in space



• See <http://sohowww.nascom.nasa.gov/>

Why don't we have an eclipse at every new and full moon?

- The Moon's orbit is tilted 5° to ecliptic plane...
- So we have about two **eclipse seasons** each year when a new or full moon occurs at the **nodes** of the Moon's orbit.



Thought Question

You are lucky enough to see a solar eclipse. Now what?

- A. A lunar eclipse may occur in two weeks
- B. A lunar eclipse may occur in about a month
- C. Another solar eclipse will happen next month
- D. You'll have to wait another year to get another chance.
- E. You cannot easily predict when the next lunar or solar eclipse will occur

Summary: Two conditions must be met to have an eclipse:

1. It must be full moon (for a lunar eclipse) or new moon (for a solar eclipse).

AND

2. The Moon must be at or near one of the two points in its orbit where it crosses the ecliptic plane (the nodes).